



Leicester, Leicestershire and Rutland Adult Care and Support Services Directory 2026

Your essential guide to choosing and
paying for care and support

In association with



Radfield
Home Care

Stay connected to what you love

My mum is very happy with the care and the team have been extremely reactive to our rapidly evolving needs. They are always available and keep us well informed.

- Emma, Daughter of Client



Visiting care

Bespoke home support



Live-in care

Consistent home support



Connected care

Assistive technology

Contact your local team for a chat about care


Loughborough, Charnwood & Melton Mowbray

 01509 426 037

Stamford, Peterborough & Rutland

 01780 654 048

Leicester East, Groby & Oadby

 0116 481 0520



loughborough@radfieldhomecare.co.uk | stamford@radfieldhomecare.co.uk |
leicester@radfieldhomecare.co.uk



www.radfieldhomecare.co.uk

Introduction	4	Residential care in Leicester, Leicestershire and Rutland	74
How to use this Directory		Comprehensive listings by region	
Helping you to stay independent	5	Making it Real with Leicester City Council	94
Local services, equipment and solutions		Bringing together people drawing on social care	
Support from your local council	15	Shaping adult social care in Leicestershire	94
First steps and assessment		Your chance to have your say	
Services for carers	17	Useful local contacts	95
Assessment, benefits and guidance			
Care in your own home	24	Useful national contacts	98
How it can help			
Living well with dementia	26	Index	101
Local support and advice			
Paying for care in your home	28	Essential checklists Assistive technology 13 Home care agency 23 Care homes 61 Residential dementia care 64	
Understanding your options			
Home care providers	31		
A comprehensive list of local agencies			
Housing options	52		
The different models available		 <p>Leicester City, Leicestershire County and Rutland County Councils' distribution of this publication does not constitute their support or recommendation of any of the products or services advertised or listed within. All the listings in this publication of care homes, care homes with nursing and home care providers are supplied by the Care Quality Commission (CQC) and Leicester City Council, Leicestershire County Council, Rutland County Council and Care Choices Ltd cannot be held liable for any errors or omissions.</p> <p>To obtain extra copies of this Directory, free of charge, refer to the following contact details. In Leicester, email asadmin@leicester.gov.uk or call 0116 454 5610. In Leicestershire, email a&cbusinesssupportservices@leics.gov.uk or call 0116 305 4699. In Rutland, email enquiries@rutland.gov.uk or call 01572 722577.</p>	
Specific care and support needs	54		
Support for people with learning disabilities or autism, mental health conditions or sensory impairments. End of life care and advocacy are also discussed			
Care homes	58		
Types of homes and activities explained			
Paying for care	65		
Understanding the system			
Important information	68		
Further help and information			
East Midlands Care (EMCARE)	72		
Positively promoting the independent long-term care sector			

Alternative formats

This Directory is available electronically at www.carechoices.co.uk/ The e-book is also Recite Me compatible for those requiring information in the spoken word.



Introduction

Welcome to this edition of the Leicester, Leicestershire and Rutland Adult Care and Support Services Directory, which contains information for adults looking for care or support within Leicester City, County and Rutland, whether they are paying for it themselves or receiving support from their local council.

Staying as independent as possible is important to everybody. This Directory contains information about the care and support services available to enable you to do this when remaining at home, moving into a housing with care scheme, or within a care home or care home with nursing.

If you feel you need support to remain independent, first look to your community. There is a host of organisations and voluntary services who could help you. Search the following local online directories to find out what's available in your area.

Leicester City Council

Web: <https://adultsocialcare.leicester.gov.uk>

Leicestershire County Council

Web: www.leicestershire.gov.uk/popular-now/directories/information-and-support-directory

Rutland County Council

Web: www.rutland.gov.uk/adult-social-care

In the next chapter of this Directory, you'll find out how voluntary and community organisations can support you to remain living independently at home, stay active in your community and get out and about as much as possible. See page 5 for more information.

If you think you need more formal care and support, request an assessment with your local adult social care department to discuss your specific needs. If you require an assessment, this is free of charge, irrespective of your income. More details are provided on page 15. The assessment will determine whether you have eligible care and support needs. If you do, you will then need a financial assessment to determine whether you are eligible for financial support via a Personal Budget.

Alternatively, your financial circumstances may mean you are classed as a 'self-funder', with the means to pay for your care. This is discussed on page 28 for those paying for care at home and 65 for those paying for residential care.

Support or care to remain living in your own home may be the option which best suits your circumstances. Ideas to make life easier at home start on page 8 and a list of local home care providers begins on page 31.

If you are unable to remain living at home with support, you may want to consider housing options such as an Extra Care scheme, sheltered or warden-assisted housing (details of these begin on page 52) or residential care. Comprehensive lists of care homes and care homes with nursing in Leicester, Leicestershire and Rutland start on page 74.

There's also important information about care decisions, including finding care in another county and how to make a comment or complaint about a service.



Helping you to stay independent

Voluntary and community organisations can supply preventative care services. These are a vital form of support and can help you to maintain independence, remain part of your community and delay or avoid the need for more statutory interventions.

Examples include:

- befriending, visiting and telephone contact services;
- support schemes to help people being discharged from hospital;
- support for carers;
- handy person schemes;
- community transport schemes;
- lunch clubs and social groups; and
- day services/opportunities.

Search the local online directories listed on page 4 to find out what's available in your area.

Contacting your local council

If you feel you need support to remain independent, first look to your community using the information and resources discussed so far and in the remainder of this chapter. If you think you need more formal care and support, request an assessment with your local adult social care department using the contact details listed on page 15.

If you live in Leicestershire, First Contact Plus is an online tool which helps adults find information about a range of services all in one place. Visit <https://firstcontactplus.org.uk>

Alternatively, visit www.leicestershire.gov.uk/adult-social-care-and-health/living-independently-at-home

Gran doesn't go to Specsavers
They come to her

Find out about hearing and eye tests at home, and see if your loved one is eligible, online or on 0116 366 8386.

Specsavers

Geographical restrictions apply.

Day opportunities, activities and wellbeing therapies

Many people can feel lonely or isolated without an opportunity to fill their days with meaningful activities. Research has shown one way to alleviate loneliness, and promote wellbeing and independence is to provide regular social contact and a focus for activities.

Day opportunities give people the chance to change their routine, meet new people and stay connected in their community. There is a wide variety across Leicester, Leicestershire and Rutland, catering for older people, and for people with mental health conditions, learning disabilities and dementia.

Accessing day opportunities can be as important for

carers as those attending as they allow for a regular break from caring.

You can find local day opportunities by exploring <https://mychoice.leicester.gov.uk> in Leicester, www.leicestershire.gov.uk/popular-now/directories/information-and-support-directory in Leicestershire or www.rutland.gov.uk/rutland-information-service in Rutland.

You can also try searching for local opportunities, activities and therapies using the 'find services' tool on the NHS website. See page 100 for more information.

Adapting your home

To remain in your own home for as long as you would like, think about what you can do to ensure it is safe, secure and warm. Thinking early about how your garden can remain an area that you can enjoy and maintain will also help.

There are adaptations to your home which could make life easier such as:

- widening doors or installing ramps for wheelchair use;
- modifying your bathroom so you have easier access to toilet and washing facilities; and
- considering ways to access the upstairs, such as a stairlift.

If you live in your own property, and you're able to fund your adaptations yourself, check the Age UK Business directory for trustworthy businesses at www.aubdleicestershire.co.uk, or MyBuilder at www.mybuilder.com/how-it-works for quality tradespeople who have been reviewed by other homeowners.

For more information about other local Age UK services, see page 95. You can find tips for buying a stair lift privately on the Living Made Easy website at <https://livingmadeeasy.org.uk> (search 'Stairlifts').

If you're a private tenant, you'll need to approach your landlord. If you live in social housing or a

council property, your options for major adaptations depend on where you live. In Leicester City or Rutland, contact your local council directly. In Leicestershire, contact your local district or borough council who are responsible for major adaptations. See contact details on page 97.

Help may be available for people with disabilities or health-related problems which affect their ability to stay living in their own home. Request an assessment using the following contact details.

Leicester City

Tel: **0116 454 1004**

Web: www.leicester.gov.uk (search 'Adaptations').

Leicestershire

Tel: **0116 305 0004**

Web: www.leicestershire.gov.uk (search 'Home adaptations').

Rutland

Web: <https://www.rutland.gov.uk/adult-social-care/equipment-adaptions>



Meals on wheels and lunch clubs

There are several providers who can deliver frozen or freshly cooked meals to your home which you can arrange privately. Frozen meals can be delivered in bulk and kept in your freezer until required, while hot meals should be eaten immediately.

You may find local meal delivery services can be provided by some cafés, pubs and restaurants. Most supermarkets can also deliver frozen or chilled meals. Alternatively, consider the following organisations to privately arrange a meal delivery service.



Grace Dieu Mobile Meals Ltd

Email: info@gracedieumeals.co.uk

ICare meals service

Tel: **01858 469902**

Web: www.icarecuisine.co.uk

Kinds food

Tel: **0116 260 0741**

Email: hello@kindsfood.co.uk

Web: <https://kindsfood.co.uk>

Oakhouse Foods

Tel: **0333 370 6700**

Web: www.oakhousefoods.co.uk

Wiltshire Farm Foods

Tel: **01536 420505** (Leicester and Leicestershire residents) or **01509 642888** (Rutland residents).

Web: www.wiltshirefarmfoods.com

Difficulties with daily living

You may find managing everyday tasks becomes more difficult because of a medical condition or a disability. Before beginning to look for equipment, it is helpful to be clear about exactly what works well for you and what is working less well. What difficulties are you facing and why?

Once you've identified what is working well, you can begin to put things in place to continue to manage for as long as you can. You'll also be able to specify who and what will help you to achieve this, such as help from your GP, and changing how often you exercise, move and rest.

If you need to plan longer term, equipment could help and support you. Talking to suppliers can help you to decide the most suitable equipment. Trying it out will help establish how well it is working.

There is a range of equipment available to make life easier and to improve safety and independence in the home, such as stair rails, raised toilet seats and shower stools. These items are often referred to as 'simple aids for daily living'.

Search for care in your area

With so many providers to choose from, where do you start?

- Find care providers quickly and easily
- Search by location and care need
- Information on care quality
- Links to inspection reports
- Additional information, photos and web links
- Brochure requests



Scan to search now

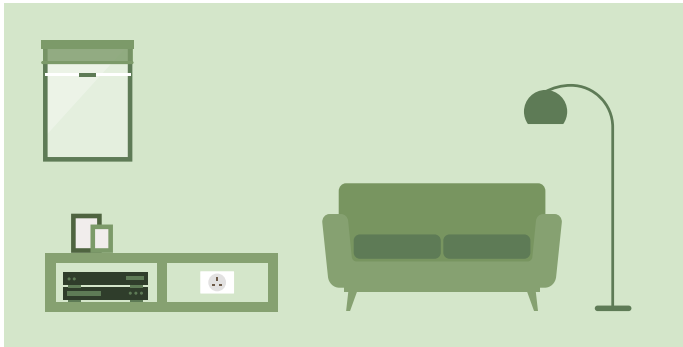
 CareChoices

www.carechoices.co.uk



Making life easier at home

If you're having difficulties with everyday tasks, these simple solutions could make life easier and enable you to retain your independence. These are a starting point; other solutions are available, which might better suit you.



Finding it difficult to **get in and out of chairs**? Try putting a piece of hard board under the seat base. Alternatively, buy chair raisers, a higher chair or an electric riser chair. Also try taking regular gentle exercise to improve your mobility.

If you can't **reach your windows**, could you move furniture out of the way? Ask someone to help if you need to move heavy furniture. There are also tools for opening and closing windows.

Struggling to **keep warm/cool**? Consider a fan or heater. Is your house insulated? Are there any draughts? You may also be eligible for the winter fuel payment from the Government. Visit www.gov.uk/winter-fuel-payment

If you have trouble **using light switches**, think about replacing your switches for ones that are easier to use. Consider handi-plugs or light switch toggles, or there's even technology available that turns your lights on and off using your speech.

Use subtitles if you **can't hear the TV** or buy wireless headphones. Do you need a hearing aid? Request an assessment from your council.



Do you **forget to take your tablets**? Make a note of when you've taken them or buy an automatic pill dispenser or pill box. If you struggle to open your medicine, ask your pharmacist for advice on alternative packaging that could make it easier for you.

Can you **reach everything in your cupboards**? If not, try a handi-reacher or rearrange your kitchen so the things you use most are within easy reach.

If you are having **problems with preparing food**, consider buying ready-chopped options or try a chopping board with spikes. There are also long-handled pans, teapot tippers and lid grippers that could help. Palm-held vegetable peelers or a food processor might be a solution and meal delivery services are also available.

Is **eating and drinking becoming difficult**? Large-handed cutlery could help, as could non-slip mats for the table. Lightweight cups and mugs with two handles could also be a solution.

Having tap turners fitted can make **using taps** easier. You could also consider changing to lever-style taps, which might be easier for you to use.



Handled plug



Chair raisers



Chopping board



Level indicator



Teapot tipper

More information on staying independent and ideas to help you live at home can be found online at www.carechoices.co.uk/staying-independent-at-home/ There is also information on making larger adaptations to your home.



If **moving whilst in bed** is a problem, have you thought about using an over-bed pole? You might also want to buy a pillow raiser or change your bedding so it's lighter.

Is it becoming **difficult to get dressed**? If so, specially adapted clothing is available, or you could buy a long-handled shoe horn, a dressing stick or a button hook. If you are having a lot of difficulty, consider home support – see page 24.

Clocks are available with large numbers or lights if you **can't read the time** in bed. You can also buy clocks that speak the time.

If you are **finding it harder to read in bed**, consider an e-reader that allows you to change the font size. Some also have integrated lights. Look for bedside lamps with a step-on or button switch if yours are difficult to use.

Do you **struggle to get in and out of bed**? You could learn new ways of moving around, purchase a leg lifter or a hoist, or install grab rails for support. Seek advice about these options. If the bed is the issue, you could buy an electric adjustable bed or raise the bed to the right height.



If it's **hard to hold your toothbrush**, try a toothbrush gripper. You might also benefit from having an electric toothbrush or sitting on a stool while brushing your teeth. You might like to buy a raised toilet seat or a seat with a built-in support frame if it's **hard to use your toilet**. Flush-lever extensions are also available. Has it become more **difficult to wash**? Items are available, like long-handled sponges and flannel straps. You could also consider a slip-resistant bath mat, grab rails, a half step to help you get in and out of the bath, or a bath or shower seat. Tap turners can also be used in the bathroom.

The **Warm Homes Discount** is a one-off payment of £150 from energy companies. You no longer need to apply; the payment is automatically rewarded to those who are eligible.

The **Warm Homes Service**, run by Public Health for Leicestershire County Council, provides energy advice to residents of Leicestershire to help keep warm and healthy at home. Call **0116 305 2524** or fill in the form at www.leicestershire.gov.uk/leisure-and-community/community-schemes-and-funding/energy-efficiency-grants

In Leicester City, contact **Citizens Advice** (see page 96). In Rutland, the Local Energy Advice Programme (LEAP) visits households in or at risk of fuel poverty. See page 97 for details.



E-reader



Bed table



Hand rail



Hand trolley



Tap turners

Shopmobility

Shopmobility loans manual and powered wheelchairs and scooters to people with limited mobility so they can shop and use leisure and commercial facilities.

Schemes are available in Leicester City, Fosse Shopping Park, Coalville, Loughborough, Melton Mowbray and Market Harborough.

Wheelchairs

Wheelchairs can make it possible for you to get out, move around safely and can also help your carers if you have one. If you need a wheelchair for longer than six months and have a permanent disability, talk to your GP. They will be able to refer you to the local wheelchair service for a mobility assessment to find out if you fit the criteria for a wheelchair on a long-term loan. If you are not eligible for a wheelchair through the NHS, but would like to

borrow or hire one, the following organisation may be able to help.

British Red Cross Medical Loan Scheme

Provides short-term wheelchair loan.

Tel: **0300 456 1914** • Web:

www.redcross.org.uk/get-help/hire-a-wheelchair

Buying a wheelchair privately is an alternative option.

Equipment to aid daily living

If you have decided that using equipment is the best way of maintaining your independence at home, the following options may be able to help.

Integrated Community Equipment Loan Service

This is a local authority and NHS funded service, where Medequip provides the equipment on loan. Equipment would be prescribed and loaned to you through the service. Equipment is sourced and delivered to service users to support hospital discharges, avoid admission and support the needs of Leicester, Leicestershire and Rutland residents, with the long-term aim of keeping people independent and safe in their home environment.

To access equipment, you will need to have an Occupational Therapy assessment. Ask your GP for a referral or if you are to be discharged from hospital, an assessment can be arranged. To enquire or request an assessment, contact your

local adult social care department – see page 15.

Returning equipment

If you already have equipment loaned to you from Medequip that you no longer need, free collection can be arranged, to recycle and help others in need. For more information, visit

www.medequip-uk.com/returning-equipment

Alternatively, use the following contact details or return equipment directly to Medequip's local service centre.

Medequip – Leicester, Leicestershire and Rutland Service Centre

Unit B Wharf Way, Glen Parva LE2 9TF (8.00am to 6.00pm, Monday to Friday; and 8.00am to 4.00pm, Saturday). • Tel: **0116 216 8686**

Email: **llrcommunityequipment@medequip-uk.com**

Web: **www.medequip-uk.com/contact/leicester**

Manage@Home

Part of **MED EQUIP**

Rollators • Bath Lifts • Riser Recliner Chairs • Wheelchairs
Profiling Beds & Mattresses • Key Safes • Walking Sticks



Call us on **0800 910 1864** or visit our website to request a free catalogue



@ManageAtHome

Shop for Independent Living Products **www.manageathome.co.uk**

Self-care

Self-care empowers you to live independently for longer, giving you the confidence to remain in your own home and complete everyday tasks safely. With a wide range of equipment choice and Trusted Assessor advice, through local mobility retailers or online, there are several ways of finding the right equipment for you. This can range from food preparation and mobility to dressing and bathing aids.

You could also consider Medequip's online retail store (www.manageathome.co.uk) for a choice of products from leading manufacturers of daily living aids, delivered to your home.

VAT relief is also available on many products, giving you financial help if you are disabled or have a chronic illness. For more information, visit www.gov.uk/financial-help-disabled/vat-relief

Care technology

This is a term used for devices and systems which can help people live in their home and community with greater safety and independence.

There are different types of care technology depending on your needs and situation. These range from simple battery-operated items to more complex devices, such as Telecare equipment which links through your telephone to a community alarm monitoring centre so help is available 24 hours a day, giving security and peace of mind.

Telecare sensors linked to a community alarm can automatically detect things such as fire and heat, low temperature in a room, carbon monoxide, a fall in the home or a vulnerable person exiting the property. Simple sensors which do not need to be linked to a community alarm can alert a carer in the same house to a call for support, movement in an area or the opening of a door.

Care technology is also available for raising an alert and locating a person in their community via GPS satellite location devices or for detecting a person's activity within their home. In addition, there is an increasing amount of mainstream mobile and internet-linked care technology which can contribute to the safety and wellbeing of a vulnerable person and support their carers.

Community alarms can give you peace of mind 24 hours a day, seven days a week and are ideal for anybody who needs an urgent response. The alarm is worn around the neck or wrist and is connected to your home phone line.

At the touch of a button, you will be able to speak to an operator who will help assess what support is

needed, such as contacting your next of kin or the emergency services.

Most district councils in Leicestershire provide a chargeable community care alarm service; find out more at www.leicestershire.gov.uk (search 'Telecare').

In Leicester City, LeicesterCare provides a chargeable Telecare service (current costs are between £0.83 and £4.06 per week dependent on your circumstances). Contact the team to find out more about how this service can help you, your family or friends. Note: prices are currently under review and subject to change.

Contact Leicester City Council's Telecare and care technology specialists, LeicesterCare, on **0116 509 8833** or by email at leicestercare@leicester.gov.uk

In Rutland, to assess your equipment or assistive technology needs, visit the self-referral portal at <https://www.rutland.gov.uk/adult-social-care/equipment-adaptions>

For more information about care technology, Telecare and alarms, visit www.medequip-connect.com



Search for care in your area

With so many providers to choose from, where do you start?

You, a friend or family member may be looking to stay living independently at home, with support from a home care or live-in care provider, or perhaps a care home would be more suitable. The Care Choices website has been designed to help your search for care.



Find care providers quickly and easily



Search by location and care need



Information on care quality



Links to inspection reports




Additional information, photos and web links



Brochure requests

www.carechoices.co.uk



It's a good idea to consider the following questions before buying any assistive technology. If you are unsure about what technology might help meet your needs, you can contact your council or visit <https://livingmadeeasy.org.uk>

You can download and print this checklist at www.carechoices.co.uk/checklists

Suitability

- Does the equipment support your specific needs?
- Are you willing to use it?
- Will it fit into your everyday life and routine?
- Have you tried a demo of the equipment?
- Do you understand what the equipment is for?
- Do you need to take it with you when you leave the house? Is it transportable?
- Does the equipment have any limitations that would make it unsuitable for you?
- Will it work alongside any assistive technology you already have?

Usability

- Is a simpler piece of equipment available (e.g. a pill case rather than an automated pill dispenser)?
- Does the equipment need a plug socket and will any wires cause a trip hazard?
- Is it easy to use? Can you read/hear it clearly and are any buttons big enough for you?
- Are you able to use it? Are there any aspects you don't understand?

Notes

.....

.....

.....

.....

.....

- Will it need to be installed by a professional?
- Can the retailer provide you with training in using the equipment?

Reliability

- Will it work if you have pets or live with other people (e.g. could someone else set off a sensor alarm by accident)?
- Have you read reviews of the equipment you are looking at? Consider these before making your purchase.
- Can you speak to someone who already uses it?
- Does it require batteries? Find out how often they will need changing and whether the equipment will remind you to do this.
- Is it durable? If you drop it, is it likely to break?

Cost

- Do you know how much it costs?
- Will you need to pay a monthly charge?
- Are there alternative solutions that might be free?
- Is there a cost associated with servicing the equipment?




LLR Care Record

Working together to improve your care

The Leicester, Leicestershire and Rutland Care Record joins up your health and care records, whether you have used services provided by your GP, local hospital, community health care, mental health care or social care.



Scan for further information



Having all this information in one secure place means:



Joined-up and safer care



More time to spend on your care



Less paperwork



Your information in one place



You do not have to repeat details to different clinical and care staff.

Joining up health and social care in Leicester, Leicestershire and Rutland



Support from your local council

If you approach your local council for social care support, your needs and finances will be assessed.

If you have a carer, they can be involved and have their needs assessed too.

Your assessment

If you are over 18 and think you have care or support needs, you have the legal right to request an assessment of your care needs and finances. Councils are obliged to provide this to you if it appears that you have care and support needs, regardless of whether you access their services. The assessment (which is free) will consider:

- how you can best be supported to live as independently as possible;
- your home and how you are coping in it;
- your emotional wellbeing;
- your access to food and drink to maintain nutrition; and
- how you manage your personal care.

The assessment will also consider:

- what matters to you, others who are important to you and what you can do for yourself (your strengths);
- what help and support you have or could have from the people in the community around you;
- what support you may need to keep you safe and well; and
- what outcomes you want to achieve.

Following the assessment, adult social care will make an eligibility decision. Your local council will give you more information on eligibility but all councils use the same national criteria to assess eligibility, as defined in the Care Act 2014.

If you have eligible care and support needs, adult social care will talk to you about finding the right solutions which may range from information and advice to what services you may need. Whilst the assessment is free, a financial assessment will be carried out to determine how much you will have to contribute to the cost of any services.

Information on paying for care can be found on page 28 if you require home care and page 65 if you are moving into a care home.

You will need to refer to adult social care in Leicester, Leicestershire or Rutland for an assessment.

Leicester City Council

Web:

<https://www.leicester.gov.uk/adult-social-care>

Leicestershire County Council

Web: <https://customerportal.leics.gov.uk/web/portal/pages/home>

Rutland County Council

Web: <https://socialcare.rutland.gov.uk/web/portal/pages/assess>

Alternatively, use the following contact details to request an adult social care assessment.

Adult Social Care Leicestershire County Council

Tel: **0116 305 0004** (Monday to Thursday, 8.30am to 5.00pm; and Friday, 8.30am to 4.30pm) or **0116 305 0888** (out-of-hours emergency line).
Web: www.leicestershire.gov.uk/adult-social-care-and-health

Adult Social Care Leicester City Council

Tel: **0116 454 1004** (Monday to Thursday, 8.30am to 5.00pm; and Friday, 8.30am to 4.30pm. Outside these hours, your call will be answered by the Emergency Team).

Email: firstcontact@leicester.gov.uk

Web:

<https://www.leicester.gov.uk/adult-social-care>

Adult Social Care Rutland County Council

Tel: **01572 758341** (Monday to Thursday, 8.30am to 5.00pm; and Friday, 8.30am to 4.30pm) or **0116 255 1606/0116 454 1004** (out-of-hours).

Email: adultduty@rutland.gov.uk

Web: www.rutland.gov.uk/adult-social-care

Personal Budgets

A Personal Budget, coupled with a care and support plan, allows you to exercise greater choice and control over how your care and support needs are met.

If eligible for financial support from your local council, you may be given a Personal Budget. A Personal Budget is the amount of money councils calculate it will cost to meet your eligible support needs. If eligible for a Personal Budget, the amount contributed by your local council depends on your eligible needs and finances.

The money must be spent in line with a support plan which is agreed by both you and your local council and can be a full or a partial contribution to such costs. You may choose to pay for additional support on top of the budget.

If you are eligible for a council contribution towards your Personal Budget, it may be taken:

- in the form of a Direct Payment, held directly by you or, where you lack capacity, by an authorised person;
- as a managed service which may be limited to those organisations who have a contract with the council; or
- as a mixture of these options.

Direct Payments must only be used to purchase the care and support agreed in your care and support plan. Any contractual agreement for services paid for through a Direct Payment is between you and your care provider, not your local council.

Assessments from hospital (Discharge to Assess)

If you have been admitted to hospital and need care on discharge, you may be referred to the discharge team for an assessment for support when leaving hospital. If you need services to support with your

discharge from hospital, adult social care can work with you, your family and carers to identify what support would benefit you most. For more information about assessments, see page 15.

Reablement

Reablement is an intensive short-term service which helps people regain skills and confidence, for example, after a fall, illness or hospital stay. Reablement helps people to learn or re-learn daily living skills. It is not about doing things for you; it's about giving you the skills and confidence to do things for yourself and reducing the need for ongoing care and support.

You will be provided with an assessment period to identify and agree reablement goals to support you in regaining independence with tasks such as washing and dressing, preparing meals or managing medication. This may include an assessment of your care needs when ongoing support is identified as needed. It will assess your eligibility for funded care. The reablement service may also identify pieces of equipment which could support you to regain or maintain your independence for as long as possible.

If you are eligible, a reablement worker will support you for a limited period, which may vary from a few days to a few weeks. The support you receive will be continuously monitored and reduced as you get stronger and more independent. Speak to your GP, hospital staff or adult social care if you think you might benefit from reablement. They can put you in touch with the right services if they feel reablement will help.



NHS Continuing Healthcare

Some people with long-term needs qualify for social care arranged and funded solely by the NHS. This is known as NHS Continuing Healthcare. This is free of charge, wherever it is delivered. Support from NHS Continuing Healthcare may be provided in a care home, care home with nursing or a person's own home.

People eligible for NHS Continuing Healthcare will have been assessed to have a 'primary health need' and are likely to have complex medical needs and substantial or intense ongoing care needs. Many people are not aware of NHS Continuing Healthcare

so consider asking your GP, adult social care, hospital staff or people co-ordinating your care for more information.

The process involved in NHS Continuing Healthcare assessments can be complex. The following organisation gives free independent advice on NHS Continuing Healthcare.

Beacon

Tel: **0345 548 0300** (Option two).

Email: **representation@beaconchc.co.uk**

Web: **https://beaconchc.co.uk**

Personal health budgets

A personal health budget is an amount of money to support a person's identified health needs. It is planned and agreed between the person and their local NHS team.

The aim is to enable people with long-term conditions and disabilities to have greater choice, flexibility and control over the healthcare and support they receive.

Rutland Integrated Social Empowerment Service (RISE)



RISE supports people aged 18 and above to maintain their independence

and increase control over their health and wellbeing decisions. RISE works with the local community and a range of health, social care and voluntary organisations. Together RISE can support you to:

- live the life you want to live;
- connect you to your local community and professionals;

- discover what is important to you;
- enable you to live independently in your home safely for as long as possible; and
- help you plan for your future.

RISE

Tel: **01572 758850**

Email: **rise@rutland.gov.uk**

Web: **www.rutland.gov.uk/adult-social-care/support-community/rise**



Services for carers

Who is an adult carer?

A carer is anyone over the age of 18 who looks after, unpaid, an adult friend or family member who due to illness, disability, substance misuse or a mental health need, cannot cope without their support. A carer doesn't have to be living with the person they care for, and the help they give doesn't have to be physical. A carer may support more than one person.

Carers may be:

- dealing with finances;
- liaising with doctors and social workers;
- providing personal care, such as washing and dressing;

- supporting toilet use or dealing with incontinence;
- monitoring eating or medicine taking;
- assisting with mobility at home or outside;
- offering practical help at home and keeping someone company;
- providing emotional support or communication;
- taking someone to hospital and GP appointments;
- food shopping; or
- preparing food and cooking.

Carers' support in Leicestershire

Carers can access support in Leicestershire if the person being cared for lives in the county of Leicestershire and both the carer and cared for person are over the age of 18.

Whether caring full time or just a few hours a week, there is an information and advice service for carers across Leicestershire through VASL: Support for Carers. This support service includes an advice line, emotional or financial support, one-to-one support, telephone befriending, carers' support groups, support to complete a carers' assessment, help with issuing and renewing a carers' passport and helping with contingency planning.

Tel: **01858 468543**

Email: **maureen@supportforcarers.org**

Web: **www.supportforcarers.org**

There is also a wide range of other local and national organisations who can provide support to carers

in Leicestershire. Details of these can be found beginning on page 21.

In Leicestershire, carers can apply for a carers' assessment online. It will take about 20 minutes to complete, and carers will be asked questions about themselves and the person they care for.

Carers will need an email address to register, and they can complete the form themselves or get someone to do it for them. The form can be accessed via the assessment portal, available at **<https://customerportal.leics.gov.uk/web/portal/pages/help/support/>** For those without an email address, contact VASL: Support for Carers, who will support you to complete the carers' assessment.

Leicestershire County Council

Web: **www.leicestershire.gov.uk** (search 'Carers' assessment').

Carers' support in Leicester City

Carers supporting one or multiple people who live in Leicester City should approach the Leicester Carers Support Service in the first instance, wherever possible.

The Leicester Carers Support Service will ensure that carers receive information and advice relevant to their specific needs and are offered appropriate support.

The Leicester Carers Support Service will also ensure a referral is made for a carers' assessment when required and will support the carer to complete the online referral. With consent, this will include a record of the support that the service has already provided to the carer.

Leicester Carers Support Service

Tel: **0116 222 0538**

Email: **carers@ageukleics.org.uk**



Carers' support in Rutland

Rutland County Council's Carers Team will discuss the impact of your caring role on your own wellbeing and identify any support needs you have. The Carers Team will help to identify services and support options for you and the person you care for.



What support is available to carers?

- information, advice and guidance;
- equipment and housing adaptations to ensure safety when moving about the home;
- technology to support safety, mobility and independence;
- access community activities and events, including respite opportunities;
- training to help you in your caring role; and
- regular contact with the council's Carers Team by phone or email.

Rutland Carers Team

Tel: **01572 758850**

Email: carersteam@rutland.gov.uk

Web: <https://services.thejoyapp.com>

(search 'Carers team').



You can also contact independent organisations such as Voluntary Action South Leicestershire or Age UK Leicester Shire & Rutland for additional carers' services – contact details are on page 21.

Do something incredible, transform a life!

Are you a born carer? Have you considered fostering? If so, we'd love to hear from you!

 (0116) 454 4500

 /LeicesterFostering

 leicester.gov.uk/fostering


Leicester City Council




Leicester City Council

Free EXPERT SUPPORT

What you get at
NO EXTRA COST



Grow your care workforce

- Tailored 1-to-1 workforce support for recruitment & retention challenges
- Job advert & careers page reviews with practical, values-based improvements
- Access to our Members' Toolkit with templates, guides and good-practice examples
- Invites to free bi-monthly topic conferences & workshops, plus networking
- Free job advertising on the Inspired to Care website and social channels
- Support to implement values-based recruitment across your process



4,130 new carers



310 employers



LCC Focused

Join Now

 inspiredtocare@leics.gov.uk

 www.inspiredtocare.co.uk



The Care Professional of the Year Awards

Each year we host The Care Professional of the Year Awards focused on celebrating the adult social care sector in Leicester and Leicestershire.

To get involved, please visit:
www.inspiredtocare.co.uk/awards

Having a carers' assessment

Carers are entitled to a carers' assessment regardless of:

- the amount or type of care they provide;
- their financial means;
- whether the person they care for has eligible care and support needs or doesn't wish to be assessed by adult social care;
- their level of need for support;
- whether they live with the person; and
- whether they receive Carer's Allowance or not from the Department of Work and Pensions (DWP).

A carer's individual assessment will look at their existing support network, for example, family or friends.

It considers the things they want or need to achieve outside of their caring role, the impact caring has on their ability to carry out those activities and how it affects their wellbeing.

Carers' Personal Budgets

Based on the information contained in a carers' assessment, adult social care will determine their eligibility for support. Whether a carer is eligible for a carers' Personal Budget or not, they will be provided with advice and information to support them in their caring role.

A carers' Personal Budget allows carers to buy support for themselves to support them in their caring role. It cannot be used to buy support for the cared for person. The money is not taxed, and it will not affect any welfare benefits.

More information about the carers' assessment and Personal Budget can be found at www.leicestershire.gov.uk/adult-social-care-and-health/looking-after-someone

Benefits

Carers are encouraged to find out about Carer's Allowance and other benefits either they, or the person they care for, could apply for at www.gov.uk

Useful organisations supporting carers

You can find out more about the local organisations supporting carers by exploring <https://mychoice.leicester.gov.uk> in Leicester, www.leicestershire.gov.uk/popular-now/directories/information-and-support-directory in Leicestershire or www.rutland.gov.uk/rutland-information-service in Rutland. Rutland County Council also has a dedicated carers team; see page 19.



Age UK Leicester Shire & Rutland

Free and confidential support offered to older and younger carers of older people, including information and advice, home respite and carers' support groups. For more information about other local Age UK services, see page 95.

Tel: **0116 299 2233**

Email: enquiries@ageukleics.org.uk

Web: www.ageuk.org.uk/leics/our-services

Voluntary Action South Leicestershire (VASL)

VASL is a charity providing a specific service for carers across Leicestershire, including carers' support groups, information and advice and help with carers' assessments.

Tel: **01858 433232** • Email: admin@vasl.org.uk

Web: www.vasl.org.uk/services/support-for-carers-leicestershire

Further support and information for carers can be found at www.carersuk.org and <https://carers.org>



Home Care Services

Discover a dedicated, family-run home care service in **Nottingham and Leicestershire**. Our passionate local staff are not just trained professionals; they treat every client like family, providing compassionate support within the community.

Choose us for care that feels like home!

“More than just care, we’re a family united.



- ✓ Gentle home help
- ✓ Personal Care
- ✓ Companionship care
- ✓ Respite care
- ✓ End Of Life Care
- ✓ Hospital-to-home Care
- ✓ Live in Care
- ✓ Overnight care
- ✓ Dementia care
- ✓ Stoma care and much more



Contact us

- www.Thelocalcaregroup.com
- 0115 648 3410
- Hello@thelocalcaregroup.com

Agency 1

Agency 2

Agency 3

Fees per week	Quality rating*
£	
£	
£	

We suggest that you have paper with you when speaking with home care agencies so you can make notes. You can download and print this checklist at www.carechoices.co.uk/checklists

About the agency

How long has the agency been operating?

How long are staff allocated per visit?

Can you contact the agency in an emergency or outside office hours?

Does the agency have experience with your specific needs?

Staff

Are you likely to be visited by different staff each day?

Are all staff checked with the Disclosure and Barring Service?

Will you be notified in advance if your care worker is on holiday or sick?

Are staff matched to you specifically, based on your needs and preferences?

Can you meet your care worker(s) before they start?

Does the agency have both male and female staff?

Accommodating your needs

Can the agency accommodate your needs if they increase? Ask about the process for this.

Does the agency have a training scheme in place?

Are all staff trained to a certain level?

Are staff able to help with administering medication if required?

Is there a way for staff to communicate with each other about the support they provide when they visit you? How?

Regulation

Will your support plan be reviewed at regular intervals?

Can you see the agency's contract terms?

Can you lodge a complaint easily?

Are complaints dealt with quickly?

Can you see a copy of the agency's CQC registration certificate and quality rating?

Notes

.....

.....

.....

.....

.....

*See page 69.

Care in your own home

Carefully chosen home care with a good-quality provider is an excellent way to retain your independence, whilst getting the help you need to stay happy and safe.

It can offer the opportunity to remain living at home, in your own familiar surroundings and to retain a quality of life you might have feared you had lost.

Why choose home care?

Reasons for choosing home care can vary. Sometimes, after a stay in hospital, someone might find they need some help whilst they recuperate. Others can find a long-term condition or disability means they need a bit of help.

After a stay in hospital someone may carry out an assessment of your situation to see if home care will benefit you. You will be fully involved in looking at what will suit you best. Your family can also be involved if you'd like them to be.

Alternatively, you or those close to you might notice changes in your ability to manage the day-to-day things you normally cope with easily, like preparing meals or looking after yourself.

How home care can help you

The level of home care provided can be tailored to meet your needs – from a visit once a day to a much greater amount of support.

Even those with quite significant and debilitating medical conditions can get skilled personal care which can enable them to remain living in their own homes. Some agencies will provide live-in care, where a care worker will stay with you at home to support you throughout the day and night. See page 25 for more information about live-in care.

A list of all home care agencies operating in Leicester, Leicestershire and Rutland starts on page 31.

Visiting and live-in care at home

For decades, Helping Hands has been providing exceptional care to help people live well in the homes and communities they love.

Whether it's regular companionship, housekeeping, support with the daily routine or participating in community activities, Helping Hands is here to help you continue thriving in the home and community you cherish; because what matters most to you, matters to us.

We're here to help you find dedicated care that's right for you. With Helping Hands, you can enjoy:

- Peace of mind & independence
- Familiar home environment
- Welcoming family & friends
- Cherished routines & hobbies

Contact your local branch today for a free assesment:

Leicester - 01164 909 302

Lutterworth - 01164 905 909

Wigston - 01164 906 809



Live-in care

Live-in care is a viable alternative to residential care, where a fully trained care worker lives and works in your own home to support your individual needs and help you maintain your independence. The carer must be allowed breaks and have a private room to sleep in.

Support available from live-in carers can range from personal care and mobility assistance to more complex health requirements, as necessary.

The cost of live-in care varies depending on your circumstances, including the level, type and duration of care that you require.

Any organisation that employs live-in carers is required to register with the Care Quality Commission (CQC) and ensure that its employees follow the essential standards of quality and safety in their practices. For more information about the CQC, see page 69.

Personal Assistants

You could receive support from one or several Personal Assistants (PAs) as an alternative to care workers from a care agency. You could either employ a Personal Assistant/s directly or use a self-employed Personal Assistant/s as a Direct Payment recipient.

PAs can find new employment opportunities at <https://leicestershire.panoticeboard.org.uk>

By joining the notice board, you can:

- have a greater degree of independence to find job opportunities;
- find working hours that fit around your responsibilities;
- work for multiple people; and
- seek adverts that match your individual skills and experience.

If you are looking for a PA to support and help you live independently at home and within your community,

visit <https://leicestershire.panoticeboard.org.uk>

For those looking for a PA, joining the notice board can:

- offer a greater degree of independence in finding a PA that suits you and your needs;
- allow you to offer working hours to suit you;
- have multiple PAs; and
- create your own advertisements, detailing your unique requirements.

When registering, please be aware, you will be agreeing to the terms and conditions and terms of use as detailed by the PA notice board.

If further support or assistance is needed, email the Direct Payment Employment Support Officers at dpsoemploymentsupport@leics.gov.uk

For more information about Direct Payments, see page 16.

Search for care in your area

With so many providers to choose from, where do you start?

- Find care providers quickly and easily
- Search by location and care need
- Information on care quality
- Links to inspection reports
- Additional information, photos and web links
- Brochure requests



Scan to search now

Finding care in your area

Looking for care in your area? Want to know the quality rating of providers you're considering? Care Choices, publisher of this Directory, has a website providing comprehensive details of care providers as well as essential information.

You can search by postcode, county or region for care homes, care homes with nursing and home care providers which meet your needs across the country.

Your search can be refined by the type of care you are looking for and the results can be sent to you by email. They can also be saved and emailed to others.

The website includes detailed information for each care provider, including the address, phone number and the service's latest CQC inspection report and rating (see page 69), indicating the quality of care provided.

You can also view an electronic version of this Directory on the site and have it read to you by using the 'Recite Me' function. Visit www.carechoices.co.uk

The Care Quality Commission (www.cqc.org.uk) is responsible for checking any care provided meets essential standards of quality and safety and awards quality ratings. Further information is on page 69.

Councils commission a range of home care agencies to deliver care at home for people with eligible care and support needs.

The benefits of using a council commissioned agency include:

- assessing your care needs and tailoring a plan to meet those needs;
- advertising, interviewing and screening suitability of workers;
- arranging necessary insurance cover;
- providing training and development for care workers;
- managing workers' pay, including compliance with the National Minimum Wage;
- managing employment relationships, including sickness, absence and disciplinary matters; and
- managing health and safety issues.

Living well with dementia

If you would like to talk to someone about dementia, your first point of contact should be one of the local Dementia Support Services. There are two different

services, one covering Leicester and Leicestershire and one covering Rutland, both provided by Age UK Leicester Shire & Rutland.

The Dementia Support Service in Leicester and Leicestershire

The Dementia Support Service provided by Age UK Leicester Shire & Rutland, offers free information, support and guidance for people with memory issues and/or a diagnosis of dementia, and their carers.

You may want to contact the service for:

- personalised one-to-one support;
- information, advice and signposting;
- post diagnostic support;
- social groups and activities;
- informal carer learning sessions; and

- digital resources.

Tel: **0116 223 7363**

Email: dementia.support@ageukleics.org.uk

Web: www.ageuk.org.uk/leics (search 'Dementia support service').



The Dementia Support Service in Rutland

Age UK Leicester Shire & Rutland also provides a Dementia Support Service in Rutland which complements the Admiral Nurse service and offers face-to-face support, advice and information to people affected by dementia, including:

- information about diagnosis;
- information about services and how to access ongoing support;

- a peer support group and the Rutland Carers' Support group; and
- access to training opportunities for informal carers.

Tel: **07738 820910**

Email: **yvonne.rawlings@ageukleics.org.uk**

Web: **www.ageuk.org.uk/leics** (search 'Dementia support service').

Concerned you have dementia?

If you're worried that your memory is getting worse, or is beginning to affect everyday life, talk to your GP. Not all memory problems are related to dementia, but your GP will decide with you what tests and support will be helpful to you.

Memory assessment and dementia services

If your GP is concerned that you may have dementia, they may refer you to the specialist memory service for a more detailed assessment, diagnosis and to discuss any possible treatment. You can find more details about memory assessments and how to prepare for one at **www.nextsteps.org.uk**

There are other organisations who are committed to supporting people to live well with dementia in Leicester, Leicestershire and Rutland.

Admiral Nurse Service

This service provides specialist dementia support. When things get challenging or difficult for people living with dementia and their families, Admiral Nurses offer one-to-one support, expert guidance and practical solutions tailored to individual needs and challenges. Contact the service using the following details for referral criteria.

Email: **admiralnurse@rutland.gov.uk** (Rutland).

Email: **admiralnursing@uhl-tr.nhs.uk** (University Hospitals of Leicester NHS Trust, based at the Leicester Royal Infirmary).

There are other local Admiral Nurses – find out if there is one in your area by calling Dementia UK on **0800 888 6678**, emailing **helpline@dementiauk.org** or visiting **www.dementiauk.org**

Leicestershire Police and Leicestershire Fire and Rescue Services

These services support the creation of Dementia Friendly Communities and work with local agencies in Leicester, Leicestershire and Rutland to support initiatives and work which supports this aim, including becoming Dementia Friends. One initiative local police are promoting is the Herbert Protocol. This form helps people to be found more quickly if they go missing. You can download the form by visiting **www.leics.police.uk/notices/af/herbert-protocol** and it is also available in local police stations.

University Hospitals of Leicester (UHL) NHS Trust

The UHL Dementia Strategy Group has trust-wide, multi-professional representation, with members from Age UK, and includes patient and public involvement. The group is responsible for improving the quality of care for people with dementia and their carers who are admitted to hospital, ensuring recommendations from key national and local policies are implemented. Please tell staff if you have dementia and look out for the Forget-Me-Not logo around the hospital. For more information, visit **www.uhleicester.nhs.uk/services/dementia**



Paying for care in your home

Councils provide information on how much people can expect to pay for home care and how charges are worked out. This information must be made available when a needs assessment is carried out. Written confirmation of how the charge has been calculated must be provided after a financial assessment.

If you have more than £23,250 in savings or capital, you will have to pay the full cost of your care. However, some types of savings are not considered when determining your contribution, so it may be worth asking adult social care for a financial assessment to check. The value of your home is not counted when working out charges for non-residential care.

If you have more than £23,250, you should tell adult social care when your savings are likely to fall below this amount.

Councils calculate charges in accordance with national regulations set by the Government. This ensures people are only required to pay what they can afford, considering capital, income and some disability expenditure.

Your assessment looks at how much money you have coming in, gives an allowance (set by the Government) for everyday living expenses and makes allowance for disability-related expenditure. This is the extra amount you spend because of your disability or illness.

Non-means-tested care and support

Care provided by the NHS is free; for example, services provided by a community or district nurse. Some people do not have to pay towards care services. For example, aftercare services provided under section 117 of the Mental Health Act are free of charge when the needs identified are linked to supporting individuals with their mental health.

If you need care or support, you may be eligible to claim Attendance Allowance (AA) or Personal Independence Payments (PIP). AA and PIP are non-means-tested benefits. Provided you are eligible, you can receive AA or PIP regardless of how much income or capital you have.

AA is for people over State Pension age when they first claim (State Pension age is gradually increasing, check at www.gov.uk/state-pension-age), and PIP to those aged below State Pension age when they first claim.

If you received PIP before you reached State Pension age, you will continue to receive PIP, provided you continue to meet the eligibility criteria.

There are different rates which can be awarded, dependent on the level and type of help you need. Further information about rates and eligibility can be found at www.gov.uk

Search for care in your area

With so many providers to choose from, where do you start?

- Find care providers quickly and easily
- Search by location and care need
- Information on care quality
- Links to inspection reports
- Additional information, photos and web links
- Brochure requests



Other ways to fund your care and support

It is important to seek independent financial advice if you are paying for your own care and support. There are independent financial advisers who focus specifically on care funding advice, often referred to as specialist care fees advisers. These organisations are regulated by the Financial Conduct Authority (FCA) and must stick to a code of conduct and ethics and take shared responsibility for the suitability of any product they recommend.



Money Helper

A free and impartial money advice service set up by the Government.

Tel: **0800 138 7777**

Web: **www.moneyhelper.org.uk/en**

Society of Later Life Advisers (SOLLA)

Aims to assist consumers and their families in finding trusted, accredited financial advisers who understand financial needs in later life.

Tel: **0333 2020 454**

Email: **admin@societyoflaterlifeadvisers.co.uk**

Web: **<https://societyoflaterlifeadvisers.co.uk>**

Further information on paying for care begins on page 65.

SEND Local Offer

Information for children and young people with special educational needs and disabilities is known as the 'Local Offer'. Further information on each local authority's offer can be found as follows.

Leicestershire County Council

Web: **www.leicestershire.gov.uk/education-and-children/special-educational-needs-and-disability**

Leicester City Council

Web: **<https://families.leicester.gov.uk/send-local-offer>**

Rutland County Council

Web: **www.rutland.gov.uk/rutland-information-service** (select 'SEND Local Offer').



Support for families of children with additional needs -
from birth to adulthood



- Free regional SEND guides
- Ask the Experts series
- Real-life blogs & experience
- Practical advice
- Directory of services



www.myfamilyourneeds.co.uk



hello@myfamilyourneeds.co.uk



[@weareMFON](https://twitter.com/weareMFON)



[@weareMFON](https://www.facebook.com/weareMFON)



[@wearemfon](https://www.instagram.com/wearemfon)



[@My-Family-Our-Needs](https://www.linkedin.com/company/My-Family-Our-Needs)



High-quality domiciliary care services

We cover **Earl Shilton** and the **surrounding areas** within a 5 mile radius.

Our support is tailored to help individuals live safely and **independently** in their own homes.

Services we provide

- Personal care
- Companionship
- Meal preparation
- Shopping and errands
- Medication administration and prompting
- Assistance with household tasks to maintain a safe, habitable environment

Who we support

- Adults aged 18–65
- Adults aged 65 and over
- Individuals with physical disabilities
- Individuals with long-term illnesses
- Individuals living with dementia

Regulated by 

☎ **01455 848326 / 07868 317448**
 ✉ **info@4yourcareltd.co.uk**
 www.4yourcareltd.co.uk




Compassionate, Person-Centered Support You Can Trust

Supporting adults to live independently, safely and confidently.

At **ABISA Support**, we believe care should feel personal, respectful and empowering. We stand by you every step of the way.



Abundant Life Care™

☎ **0116 319 6262**
 ☎ **0786 309 6983**
 info@abundantlifecare.co.uk

ENABLING PEOPLE TO STAY IN THEIR HOMES FOR AS LONG AS THEY WISH

Some of the services we provide:

- Meal preparation
- Days Out/Activities
- Showering/Bathing
- Laundry/Cleaning
- Shopping
- Bank Visits/Bills
- GP Visits
- Day Centre
- Mobility

For a **no obligation** quote please call: **01163 196 262** or Whatsapp: **07384 626 547**

Specialist Nursing Care | 24HR Response | Urgent Care
 Live in Care | Children's Supported Accommodation

WWW.ABUNDANTLIFECARE.CO.UK

What We Offer

- ✓ Person-centered care tailored to your needs.
- ✓ Reliable support when you need it most.
- ✓ Safe, comfortable living environments.
- ✓ Effective care planning and goal support.

Our Support Services

- ✓ Goal achievement & independence building
- ✓ Mental health support
- ✓ Life skills development
- ✓ Wellness promotion
- ✓ Medication management

Comprehensive, compassionate, support - with care guaranteed.



Get in Touch

- ☎ **+447466072212**
- ✉ **www.abisasupport.co.uk**
- @ **info@abisasupport.co.uk**
- 📍 **18 Devonshire Square, Loughborough, LE11 3DW**

Regulated by 

About us

Established in 2013, Abbey Support and Services is a family-run care provider supporting adults across Leicestershire. We offer reliable, compassionate care tailored to individual needs, delivered by fully trained and DBS-checked carers who are committed to helping people live safely and independently at home.

Our Services

- Personal care
- Mental health & learning difficulties
- Dementia
- End of life & palliative care
- Social care
- Sitting and befriending
- Shopping assistance

Our Values

- Compassion
- Passion
- Trust
- Integrity
- Community
- Stability

Inspected and rated **Good** by 





Abbey Support & Services

Carers available in LE1, LE2, LE3, LE4, LE5 and LE7.

☎ **07718 170 186**
 ☎ **0116 222 8866**

📍 **70 Anchor Street**
 Leicester, UK, LE4 5PU

@ **info@abbeysupportandservices.com** 

🌐 **abbeysupportandservices.com** 

Contact us today for your FREE initial assessment

Rutland contracted providers are denoted with **RCC**

1 of A Kind Care

Leicester

Tel: 0116 507 5605

Web: www.1ofakindcare.com **OP D PD MH SI YA**

12 The Crescent

Leicester

Tel: 0116 216 2888

OP YA

24-7 Arms Care

Leicester

Tel: 0116 442 0195

OP D PD MH SI YA

24/7 Helping Hands Service Ltd

Leicester

Tel: 07721 991331

OP D PD LDA SI YA AD

Web: www.247helpinghands.co.uk

2M Health And Homecare Services Ltd

Ross Walk Leicester

Leicester

Tel: 0116 266 6778

OP D PD LDA MH SI YA

Web: www.2mhealthandhomecare.co.uk

3 Star Health Care Ltd – Leicester

Leicester

Tel: 07716 740075

OP D PD SI YA

Web: www.3starhealthcare.com

360 CAHMS Midlands

Leicester

Tel: 0345 646 8360

LDA MH YA

360 Community Care Midlands

Leicester

Tel: 0345 646 8360

LDA MH SI

360 Complex Care Midlands

Leicester

Tel: 0345 646 8360

PD LDA SI

365Medicare

Leicester

Tel: 0161 791 1542

OP D SI YA

39 Carnation Road

Loughborough

Tel: 07575 714245

MH YA AD

4yourcare Ltd

Leicester

Tel: 01455 848326

Web: www.4yourcareltd.co.uk

Advert page 30

OP D PD YA

A Kind Homecare

Hinckley & Bosworth

Barnwell

Tel: 07985 481988

Web: www.a2lcareservices.co.uk

OP D PD SI YA

A&R Guardian Services Ltd **RCC**

Leicester

Tel: 0345 853 0022

Web: www.arguardian.co.uk

OP D PD LDA MH SI

A&S Rescue Services Ltd **RCC**

Leicester

Tel: 07399 056804

OP D PD LDA MH SI YA

A2L Care Services

Leicester

Tel: 0116 319 5150

Web: www.a2lcareservices.co.uk

OP D PD LDA MH YA

Abbey Support & Services Ltd

Leicester

Tel: 07718 170186

Advert page 30

OP D PD LDA MH SI YA

ABISA Support

Loughborough

Tel: 07466 072212

Advert page 30

PD LDA MH YA

Absolute Care Agency (EM) Ltd – Quorn

Loughborough

Tel: 01509 881595

Web: www.absolutecareagency.org

Advert page 32

OP D PD SI YA

Abundant Life Care Ltd

Leicester

Tel: 07863 096983

Web: www.abundantlifecare.co.uk

Advert page 30

OP D PD LDA YA

Accredo Support & Development Ltd

Leicester

Tel: 0116 272 1345

Web: www.rehabilityuk.co.uk

PD LDA MH SI YA

Service **OP** Older people (65+) **D** Dementia **PD** Physical disability **LDA** Learning disability, autism
User Bands **MH** Mental health **SI** Sensory impairment **YA** Younger adults **AD** People who misuse alcohol or drugs



Could a little extra help at home make all the difference?

We are a local home care provider working in Loughborough and surrounding villages to provide high quality, personalised care and to help you live independently at home. We are registered to provide private and funded care for adults of all ages, and our fully trained and experienced team are available to offer you help with:

- Personal care
- Medication Support
- Shopping
- Social Inclusion
- Domestic Tasks
- Food Preparation
- Sleep in & Waking Nights
- 24 Hour Care
- End of life care

We can also offer intensive support for clients who require reablement services.

For any further information please call **01509 881 595** or email us at enquiries@absolutecareagency.org



Trusted Live-in Care from a family company

Discover why thousands of families have trusted us to provide high-quality care at home for over 35 years.

- Flexible or 24 hour care
- Immediate starts
- Trial period included
- No lengthy contracts
- Dedicated support team



Talk to an expert care advisor today for free, no-obligation advice

01164 909498

YOUR CARE IS OUR PRIORITY



We offer outstanding and affordable domiciliary care and community-based care primarily to the Leicester City, Leicestershire and Cheshire communities.

20+ YEARS OF EXPERIENCE

- Social inclusion
- Sitting calls
- Domestic care
- Shopping calls
- End of life care
- Personal care
- Learning disability
- Supported living
- Mental health



Contact us today on
07411 340 456 or
07460 937 448




E: info@eunhahealthcare.co.uk

www.eunhahealthcare.co.uk



Care At Home



The care you need, in the home you love

With over 25 years of combined specialist sector knowledge, we have the care package you can rely on! We deliver a responsive, results-driven service that caters to your individual needs. We can support you with:

- Personal care
- Social Inclusion
- 24 Hour Care
- Supported Living
- Medication Support
- Domestic Tasks
- End of life care
- Sleep in & Waking Nights
- Shopping
- Food Preparation
- Complex Care

Contact us for more information about our services, we will be happy to help you!

T: **0116 238 7944**

E: leicester@careathomemidlands.co.uk

www.careathomemidlands.co.uk



Home care providers continued

Action Deafness

Loughborough
Tel: 0844 593 8440
Web: www.actiondeafness.org.uk

SI YA

Actus Healthcare

Leicester
Tel: 07903 394774

OP D PD LDA SI YA

Adaptus Cares Ltd

Leicester
Tel: 0116 247 0327
Web: www.adaptuscares.co.uk

OP D PD LDA MH SI YA AD

Adept Health and Social Care Ltd

Leicester
Tel: 0116 216 0287

OP D PD SI YA

Advance Support – Leicester

Leicester
Tel: 0330 124307

OP LDA MH YA

Affinity Trust – Domiciliary Care Agency – Central

Leicester
Tel: 0116 236 3793
Web: www.affinitytrust.org

LDA MH

Alliance SC Ltd

Leicester
Tel: 0116 279 5185
Web: www.alliancesc.co.uk

OP D PD LDA MH SI YA AD

Allure Staffing Solutions

Loughborough
Tel: 07397 565189

OP D PD YA

Almag Healthcare Ltd

Melton Mowbray
Tel: 07840 250457

OP D PD YA

Alpha-Imperial Private Ltd

Leicester
Tel: 0116 319 6239
Web: www.alpha-imperialcare.co.uk

OP D PD LDA MH SI YA

Always Take Care Ltd

Oakham
Tel: 01572 869138
Web: www.alwaystakecare.co.uk

OP

Amicare House

Leicester
Tel: 0116 260 1747
Web: www.amicare.org.uk

OP D PD LDA MH SI YA

Ansel Jobs Ltd

Leicester
Tel: 07741 112323

OP D PD YA

Anstey Healthcare Ltd

Leicester
Tel: 0116 208 1720

OP D PD LDA MH SI YA

Anytime Care 2020 (Leicester)

Leicester
Tel: 0116 482 8609

OP D PD LDA MH SI YA AD

Apna Care Ltd (Registered Office)

Loughborough
Tel: 07916 263986

OP

Apollo Care & Support

Leicester
Tel: 07957 905276
Web: www.apollo-care-support.co.uk

OP D PD LDA MH SI YA AD

Arch Futures

Leicester
Tel: 0116 326 0167
Web: www.arch-futures.org

OP PD LDA YA

Arko Care Ltd

Hinckley
Tel: 07878 709272

OP D PD YA

Aspire UK

Leicester
Tel: 0116 262 1999
Web: www.aspireuk.co.uk

OP D PD LDA MH SI YA AD

At Heart Care Ltd

Leicester
Tel: 07526 578391

OP D PD SI YA

Austin Resources Care Services Ltd

Leicester
Tel: 0116 255 7711

OP D MH SI YA

B-Hope and Care Services Ltd

Leicester
Tel: 07707 508543

OP D PD SI YA

Service	OP Older people (65+)	D Dementia	PD Physical disability	LDA Learning disability, autism
User Bands	MH Mental health	SI Sensory impairment	YA Younger adults	AD People who misuse alcohol or drugs


RELIABLE SUPPORT, RIGHT AT HOME

At Feldon, we are committed to providing high-quality care services with a personal touch.

We specialise in offering professional and compassionate support tailored to your loved one's needs.

WHAT SETS US APART?

- Expert-led care
- Holistic approach to care
- Family involvement



LET'S PROVIDE
THE CARE YOU
CAN RELY ON.



feldon
care



Website: feldoncare.co.uk

Email: info@feldoncare.co.uk
Call us today on **0116 2795199**

**Unit 24, 3 Oswin Road,
Leicester LE3 1HR**



*Compassionate home care
you can trust*

Proudly supporting families across Rutland since 2008

At Home Straight, we've been providing trusted home care in Oakham and the surrounding Rutland villages for over 17 years. Our compassionate, local carers take the time to build genuine relationships - delivering care that feels personal, respectful and truly reassuring.

Whether it's a little extra help now and again or full-time live-in care, our experienced team provides fully personalised support to help you or your loved one stay safe, comfortable and independent at home.

Our services include:

- ♥ Home help
- ♥ Personal care
- ♥ Companionship
- ♥ Appointments and errands
- ♥ Respite care
- ♥ Live-in care

Get in touch today to discuss your care needs:

01572 722 590

info@home-straight.co.uk • www.home-straight.co.uk



Home Straight
Partnership Ltd
HAS A HOMECARE.CO.UK
REVIEW SCORE OF



January 2026



Home care providers continued

Barclay Services

Leicester

Tel: 0116 368 0914

Web: www.chartwelltrustcare.org/services/supported-living-services

OP LDA YA

Bateleur HC Ltd

Leicester

Tel: 0116 326 0380

Web: www.b-hc.co.uk

OP D PD LDA MH SI YA

Beryl Evelyn Homecare Ltd

Melton Mowbray

Tel: 07909 442574

OP D PD MH SI YA

Bestway Management Ltd

Leicester

Tel: 0116 442 2698

D PD YA

Bi Flexi Support Ltd

Leicester

Tel: 0116 282 5012

OP D PD LDA MH SI YA

Billie Care Ltd

Leicester

Tel: 0116 289 0477

OP D PD YA

Bleep 360 Care Midlands

Leicester

Tel: 07984 238105

OP PD LDA MH SI YA

Blue Arch Homecare

Leicester

Tel: 07557 774723

Web: www.bluearchhomecare.co.uk

OP D PD LDA SI YA

Bluebird Care

(Leicester, Hinckley, Bosworth and Blaby)

Leicester

Tel: 0116 217 1405

Web: www.bluebirdcare.co.uk/leicester

OP D PD LDA MH SI YA AD

Bluebird Care (Market Harborough and Oadby)

Leicester

Tel: 0116 2718 222

Web:

www.bluebirdcare.co.uk/market-harborough-oadby

OP D PD LDA SI YA

Rutland contracted providers are denoted with **RCC**

Bluebirdcare Ltd/Loughborough & Ashby-de-la-Zouch

Loughborough

Tel: 01509 815869

Web: www.bluebirdcare.co.uk

OP D PD LDA MH SI YA

Bluewood Healthcare

Leicester

Tel: 0116 255 8866

Web: <https://bluewoodhealthcare.co.uk>

OP D PD LDA MH

Bluewood Recruitment Ltd – Loughborough

Loughborough

Tel: 0116 255 8866

OP D PD LDA MH YA

Bonney Care Agency

Leicester

Tel: 07795 598671

OP D PD LDA MH SI YA

Bosworth Homecare

Administrative Offices

Nuneaton

Tel: 01455 292648

Web: www.bosworthhomecare.co.uk

OP D PD LDA MH SI YA

Brand Care

Leicester

Tel: 0116 273 6277

Web: www.allagcare.co.uk

OP D LDA MH YA

Bridge Gate Homecare Ltd

Leicester

Tel: 07909 600094

OP PD LDA YA

Bright Almond Care Ltd **RCC**

Leicester

Tel: 07983 920962

Web: www.brightalmondcare.co.uk

OP D PD LDA SI YA

Bright Intergrated Care Ltd

Leicester

Tel: 07876 516109

OP D PD LDA MH SI YA AD

Brockshill Woodlands

Oadby

Tel: 0116 271 6014

Web: www.prime-life.co.uk/property/brockshill-woodlands/

OP D PD YA

Service	OP Older people (65+)	D Dementia	PD Physical disability	LDA Learning disability, autism
User Bands	MH Mental health	SI Sensory impairment	YA Younger adults	AD People who misuse alcohol or drugs



Homecare in Blaby and Lutterworth

From 30min visits to 24/7 Live-in Care, we have a flexible service to meet your individual needs from our local branches.

Visiting Hourly care starting at 30 mins | Day-time Care | Night-Sits | Hospital Transport | 24/7 Live-In Care | Respite Care | Social Inclusion | Hospital Discharge | Accompanied Appointments | Housekeeping Support | Meal Preparation | Shopping & Errands



Call your local consultants,
Lisa or Emma on:

07500 703 460



Business Box

Leicester

Tel: 0116 255 5560

OP D PD LDA MH SI YA**Business Box, Leicester
(Paradise Hope Ltd)**

Leicester

Tel: 0116 279 5141

OP D PD LDA MH SI YA AD**Care 4 U – 466 Melton Road**

Leicester

Tel: 0116 266 1800

OP D PD LDA MH SI YA

Web: www.care4u-ltd.co.uk

Care at Home (Midlands) Ltd

Ratby

Tel: 0116 238 7944

Web: www.careathomemidlands.co.uk

Advert page 32**OP D PD LDA SI YA AD****Care Sante Northamptonshire**

Market Harborough

Tel: 01604 380863

OP D PD MH SI YA**Care With Pride Leicester Ltd**

Leicester

Tel: 0116 478 7020

OP D PD MH SI YA**Carelink Healthcare
Professionals Ltd**

Leicester

Tel: 0116 251 3373

Web: www.carelinkhealthcare.co.uk

OP D PD LDA MH SI YA**Caremark – Charnwood**

Loughborough

Tel: 01509 767500

Web: www.caremark.co.uk

OP D PD LDA MH SI YA AD**Caremark Hinckley
Bosworth & Blaby**

Leicester

Tel: 0116 429 1100

Web: www.caremark.co.uk

OP D PD LDA MH SI YA AD**Carers Direct Homecare Ltd**

Leicester

Tel: 0116 273 6066

Web: www.carersdirecthomecare.com

OP D PD LDA MH SI YA AD**Caring Companions Homecare Ltd**

Leicester

Tel: 0116 403 0102

Web: www.caringcompanionshomecare.co.uk

OP D PD LDA MH SI YA AD**Caring Company Leicestershire, The**

Leicester

Tel: 0116 266 5537

OP D PD SI YA**Caring Company Rutland Ltd, The**

Oakham

Tel: 01572 722344

Web: www.thecaringcompanyrutland.co.uk

OP D PD SI YA**Caring Hands (Domiciliary Care) Ltd**

Ashby-de-la-Zouch

Tel: 01530 563300

Web: www.nobilis.co.uk

OP D PD LDA MH SI YA**Caring Hands Leicester Ltd**

Leicester

Tel: 0116 229 3006

OP D PD LDA MH SI YA AD**CC & C Health Care Ltd**

Leicester

Tel: 0116 402 9101

OP PD MH SI YA**Cedars Health Solutions Ltd**

Leicester

Tel: 0300 373 5636

OP PD YA**Charnwood Supported
Living Service**

Hinckley

Tel: 01530 815887

OP PD LDA MH SI YA**Chen Hope Care**

Leicester

Tel: 07723 529443

OP D PD YA**Chereb Care Services Ltd**

Swadlincote

Tel: 07917 376851

OP D PD MH SI YA AD**Choices Care Ltd**

Leicester

Tel: 0116 268 2982

Web: www.choicescare.org

OP D PD LDA MH SI YA

Service	OP Older people (65+)	D Dementia	PD Physical disability	LDA Learning disability, autism
User Bands	MH Mental health	SI Sensory impairment	YA Younger adults	AD People who misuse alcohol or drugs



Right at Home Loughborough

Quality care services in the comfort of your own home

If you or a loved one are looking for high quality care, companionship, or support for complex conditions, contact **Right at Home Loughborough** for more information.

- Companionship
- Personal care
- Dementia care
- Light housekeeping
- Meal preparation
- Medication reminders
- 24-hour live-in care
- Holiday and respite care

“Excellent service provided by the carers who go in every day. They take time to chat with my mum as well as completing the various jobs for her. My mum is always happy when they have visited.”

Contact us: **01509 279360**

www.rightathome.co.uk/loughborough

Across the East Midlands and Yorkshire, Leicestershire, Nottingham, East Riding of Yorkshire (including Hull), Bradford, Wakefield, Sheffield, and Leeds.

Reliance Community Care Ltd
Your Comfort Is Our Priority

We believe care should always start with the individual. Our person-centred approach puts **you** first.

- Domiciliary (home)
- 24-hour Live-in
- Companionship
- Palliative care
- Reablement care
- Respite care
- Children's Home care
- Children's Short Breaks
- Care assessments
- Individualised care
- Shopping Support
- Daytime Sit
- Night Sits
- Sleep In

Call us on: **0116 367 4568**

Inspected and rated **Good**
CareQuality Commission

www.reliancecommunitycare.co.uk
info@reliancecommunitycare.co.uk

Inspected and rated **Good**
CareQuality Commission

Shepshed Carers Ltd.
Est 1994
WHERE CARING MATTERS

Where caring matters
Established in 1994

Shepshed Carers proudly provide **high quality** domiciliary care for the elderly, disabled and seriously ill. Our services, which ensure you maintain your **independence, dignity** and **choice** include:

- Personal Care
- Meal preparation
- Sitting Service
- Escort duties
- Household & Domestic Tasks

For more information, please contact us:

01509 505243 • www.shepshedcarers.co.uk
administration@shepshedcarers.co.uk

Inspected and rated **Good**
CareQuality Commission

WITLENS Ltd
Dynamic endeavour to meet your needs.

Services CQC Registered:

- Supported Living 18+
- Complex Care
- Domiciliary Care Adults & Children
- Treatment of Diseases Disorder

Services Ofsted Registered:

- Supported Living 16+

0116 220 0290
www.witlens.co.uk
219 London Road, LE2 1ZE, Leicester

Inspected and rated **Good**
CareQuality Commission

Search for care in your area

With so many providers to choose from, where do you start?

- Find care providers quickly and easily
- Search by location and care need
- Information on care quality
- Links to inspection reports
- Additional information, photos and web links
- Brochure requests

Scan to search now

CareChoices

www.carechoices.co.uk

Home care providers continued

Christine Marie Care Leicestershire and Rutland

Leicester
Tel: 07752 277992

OP D PD LDA SI YA

Clarity Homecare North Leicester

Leicester
Tel: 0116 488 4275

OP D PD SI YA

Closer Care Services – Main Office

Leicester
Tel: 0116 298 2301

OP D PD YA

Community Careline NWL Ltd

Hugglescote
Tel: 01530 262688
Web: www.communitycareline-nwl.co.uk

OP D PD MH SI

Community Support Services

Oakham
Tel: 01572 722577

OP D PD LDA MH SI YA AD

Community Support Services Micare

Oakham
Tel: 01572 758341

OP D PD LDA MH SI YA AD

Compassion 24/7 Health and Social Care Ltd

Leicester
Tel: 07872 330933

OP YA

Compassion Care Service Ltd

Loughborough
Tel: 07903 053069

OP D PD LDA MH YA

xCompassionate Care For All

Leicester
Tel: 0116 431 4342

OP D PD LDA YA

Compassionate Professional Care

Hinckley
Tel: 0333 006 2654

OP YA

Continuity Health Care Services PVT Ltd

Hinckley
Tel: 07960 043261

OP D PD MH YA

Corrah Healthcare Services Ltd

Leicester
Tel: 07456 596000

OP D PD SI YA

CPM Health Care Ltd

Leicester
Tel: 07817 764981

OP D PD YA

Creative Care (Leicester)

Leicester
Tel: 0116 246 1425

OP LDA MH YA

Creative Care Ltd

Leicester
Tel: 0116 248 7175

OP D PD LDA MH SI YA AD

Creative Support – Leicester Service

Leicester
Tel: 0116 254 6520
Web: www.creativesupport.co.uk

LDA MH

Crewton Care

Leicester
Tel: 07588 495436
Web: www.crewtoncare.com

OP YA

Crystal Care Service (Leicester)

Leicester
Tel: 07481 833399
Web: www.crystalcareuk.com

OP D PD LDA MH

CT Care Ltd

Market Harborough
Tel: 01858 827092

OP D LDA MH SI YA AD

D & H Community Support Ltd

Wigston
Tel: 0116 296 6915

OP D PD LDA MH SI YA

D”N”A Care Services

Leicester
Tel: 0116 229 3115

OP LDA MH YA

Dawn Healthcare Ltd Office

Leicester
Tel: 07448 850965

OP D PD MH SI YA

Daystar Care Services Ltd

Leicester
Tel: 07717 362504

OP D PD LDA MH SI YA

Delight Services Ltd

Leicester
Tel: 0116 287 5917

OP PD LDA SI

Service	OP Older people (65+)	D Dementia	PD Physical disability	LDA Learning disability, autism
User Bands	MH Mental health	SI Sensory impairment	YA Younger adults	AD People who misuse alcohol or drugs

Home care providers continued

Dependable Care for You Ltd

Hinckley
Tel: 0333 004 0204

OP D PD MH SI YA

Eaglesvale Care

Hinckley
Tel: 07476 180116

OP D PD LDA MH SI YA

DHC – Connaught House

Loughborough
Tel: 01509 263199
Web: www.helpathome.co.uk

OP D PD MH SI YA

East Midlands Homecare Ltd

Castle Donington
Tel: 01332 813913
Web: www.eastmidlandshomecare.co.uk

OP D PD SI YA

DHC – Gretton Court

Melton Mowbray
Tel: 0121 667 1499

OP D PD LDA MH SI YA

Edgehill Services

Leicester
Tel: 07828 846086

OP D PD LDA MH SI YA AD

DHC – Waterside Court

Loughborough
Tel: 01509 642597
Web: www.diamondhomecare.co.uk

OP D PD MH SI YA

Elderflower Care Services – East Midlands

Leicester
Tel: 0330 236 6506

OP D PD LDA MH SI YA

Elderflower Care Services – West Midlands

Leicester
Tel: 0330 236 6506

OP D PD MH SI YA

Direct Care Works Ltd

Leicester
Tel: 0116 262 9332
Web: www.directcareworks.co.uk

OP D PD LDA MH SI YA AD

Elevate Services

Leicester
Tel: 0116 403 0424

OP D PD MH SI YA

Diversity Social Care Ltd

Leicester
Tel: 07508 516254
Web: www.diversitysocialcare.co.uk

OP D PD LDA MH SI YA AD

Elliott Residential Care Home

Leicester
Tel: 0116 254 4458
Web: www.elliottcarehome.co.uk

OP D LDA MH SI YA

Divine Home Care Ltd

Leicester
Tel: 0116 268 1341
Web: www.divinehomecare.co.uk

OP D PD LDA YA

Elohim Care Services Ltd

Leicester
Tel: 07300 565607

OP PD SI YA

Domiciliary Care Services (UK) Ltd

Leicester
Tel: 0116 270 1602

OP D PD MH SI

Embraced Care

Leicester
Tel: 07951 177340

OP D PD LDA MH SI YA

Dreisco Care Ltd

Wigston
Tel: 0116 277 1222
Web: www.dreiscocare.com

OP D PD LDA MH YA

Emma Way Associates

Oakham
Tel: 01664 840730
Web: www.emmaway.uk

OP PD YA

Dynamic Care Services Ltd

Leicester
Tel: 07538 632553
Web: www.dynamiccareservices.com

OP D PD LDA MH SI YA

Empire Care Solutions Ltd

Leicester
Tel: 07497 884365

OP D PD SI YA

E A Home Care Services Ltd

Leicester
Tel: 07776 154330

OP D PD MH SI

Enable Inclusive Support Ltd

Leicester
Tel: 0116 268 1341
Web: www.enableltd.co.uk

PD LDA MH SI YA

Service	OP Older people (65+)	D Dementia	PD Physical disability	LDA Learning disability, autism
User Bands	MH Mental health	SI Sensory impairment	YA Younger adults	AD People who misuse alcohol or drugs

Enabling Others Ltd

Coalville

Tel: 01283 553072

LDA MH YA**Enlightened Care Generation Ltd**

Leicester

Tel: 07419 342945

OP D PD LDA MH YA**Enliven Social Care Ltd**

Melton Mowbray

Tel: 0333 533 0021

OP LDA MH YA**Esthod Ltd**

Leicester

Tel: 07586 475639

OP D PD MH YA**Eunha Healthcare Ltd**

Leicester

Tel: 07411 340456

Web: www.eunhahealthcare.co.uk

Advert page 32**OP D PD MH SI YA****Evershining Care Services Ltd**

Leicester

Tel: 07903 394774

Web: www.evershiningcare.co.uk

OP D PD YA**Everyday Living Care Leicestershire**

Leicester

Tel: 01455 697010

Web: www.evolvingcare.co.uk

OP D PD LDA SI YA**Evolving Care Ltd**

Leicester

Tel: 0116 216 6605

Web: www.evolvingcare.co.uk

OP D PD LDA MH SI YA AD**Falcon Care Agency Ltd**

Leicester

Tel: 0116 507 4747

Web: www.falconcareagencyltd.com

OP D PD LDA MH SI YA**FDS Divine Care Ltd**

Leicester

Tel: 07897 924966

OP D PD LDA SI YA**Feldon Ltd**

Leicester

Tel: 0116 279 5199

Advert page 34**OP D MH YA****First 2 Care Service Ltd**

Leicester

Tel: 0116 251 3675

OP D PD LDA MH SI YA AD**First Choice Care Agency Ltd**

Leicester

Tel: 0116 224 5201

OP D PD LDA MH SI YA AD**Flawless Care PVT Ltd**

Leicester

Tel: 0800 001 6588

OP D PD YA**Fosse Healthcare – Leicester RCC**

Leicester

Tel: 0116 279 1600

Web: www.fossehealthcare.co.uk

OP D PD LDA MH SI YA**Fosse Healthcare – Oak Court**

Leicester

Tel: 0116 277 8441

Web: www.fossehealthcare.co.uk

OP D PD MH SI YA**Fosse Healthcare****– St Mary's House**

Lutterworth

Tel: 01455 558986

Web: www.helpathome.co.uk

OP D PD MH SI YA**Fouta Quality Care Ltd**

Leicester

Tel: 07981 956151

OP D PD LDA MH YA**Fowler Close, 49**

Leicester

Tel: 07898 140219

OP D PD LDA MH SI YA**Frapidi Care Services Ltd**

Leicester

Tel: 0203 370 1471

OP D PD YA**Freedom Support**

Market Harborough

Tel: 01858 463546

Web: www.freedomsupport.co.uk

OP PD LDA MH YA**Fulcrum Healthcare**

Leicester

Tel: 07766 252837

OP D PD MH SI YA**Service****OP** Older people (65+)**D** Dementia**PD** Physical disability**LDA** Learning disability, autism**User Bands****MH** Mental health**SI** Sensory impairment**YA** Younger adults**AD** People who misuse alcohol or drugs

G&M Healthcare Services Ltd

Leicester
Tel: 07946 386448

OP YA

GA24Care (Leicester)

Leicester
Tel: 07881 555023

OP D PD LDA MH SI YA

GH Care Ltd

Oakham
Tel: 01553 605966

OP D PD LDA MH SI YA

Gleberry Support Hinckley

Hinckley
Tel: 01455 363500

OP D PD LDA YA AD

Glee Care Ltd

Leicester
Tel: 07533 119755
Web: www.gleecare.co.uk

OP D PD LDA SI YA

Global Care Group Ltd

Leicester
Tel: 07466 533180
Web: www.globalcaregroupltd.com

OP D PD SI YA

Global Caring Group Leicester

Leicester
Tel: 07940 209200
Web: www.globalcaringgroup.com

OP D PD YA

Gold Crown Care Services Ltd

Leicester
Tel: 0116 319 4500
Web: www.goldcrowncares.co.uk

OP D PD LDA MH SI YA

Goldfinch Care Agency Private Ltd

Oakham
Tel: 01572 868921
Web: www.goldfinchcare.co.uk

OP D PD YA

Grace Care UK

Leicester
Tel: 0116 273 3034

OP D PD LDA MH SI YA AD

Halcyon Days Community Opportunities Ltd

Leicester
Tel: 07903 102244

OP D PD LDA SI YA

Harborough Home Care Ltd

T/A Bridgewater Home Care
Harborough
Tel: 01858 414331

OP D PD MH SI YA

Hartington Road Care Home

Leicester
Tel: 0116 242 5779

OP D PD LDA MH SI YA AD

Health Link Care Services Ltd

Leicester
Tel: 0116 251 4342

OP D PD YA

Heartwell House Residential Care Home

Leicester
Tel: 0116 266 5484

Advert page 85

OP MH YA

Help at Home (Danbury Gardens)

Leicester
Tel: 0116 276 5959
Web: www.helpathome.co.uk

OP D PD LDA MH SI YA

Help at Home Leicester

Leicester
Tel: 0116 244 4930
Web: www.helpathome.co.uk

OP D PD LDA MH SI YA

Helpful Home Care Ltd

Leicester
Tel: 0116 442 2181
Web: www.helpfulhomecare.co.uk

OP D PD LDA MH SI YA

Helping Hands Homecare Services

Leicester
Tel: 0116 283 5698

OP D PD MH SI YA

Helping Hands Leicester

Leicester
Tel: 01164 909 302
Web: www.helpinghandshomecare.co.uk

Advert page 24

OP D PD MH SI YA

Helping Hands Lutterworth

Lutterworth
Tel: 01164 905 909
Web: www.helpinghands.co.uk

Advert page 24

OP D PD LDA SI YA

Helping Hands Wigston

Leicester
Tel: 01164 906 809
Web: www.helpinghands.co.uk

Advert page 24

OP D PD MH SI YA

Service OP Older people (65+) D Dementia PD Physical disability LDA Learning disability, autism
User Bands MH Mental health SI Sensory impairment YA Younger adults AD People who misuse alcohol or drugs

Henola Care Ltd

Leicester
Tel: 0333 335 6260

OP D PD MH SI YA

Heritage Healthcare Leicester

Leicester
Tel: 07538 949385

OP D PD SI YA

Heroic Care Ltd

Hinckley
Tel: 01455 363121
Web: www.heroiccare.com

OP D PD LDA MH SI YA AD

HF Trust – Leicestershire DCA

Market Harborough
Tel: 01858 419145

OP LDA YA

Hibiscus Care Ltd

Leicester
Tel: 07507 084803

OP D PD LDA MH SI YA

Hilltop Works

Leicester
Tel: 01299 333166

OP PD LDA MH SI YA

HK Care Consulting Ltd

Leicester
Tel: 07882 136154
Web: www.hkcare.co.uk

OP D PD LDA MH SI YA

Hodman Care Ltd

Leicester
Tel: 0116 319 4944
Web: www.hodmancare.com

OP D PD MH YA

Holmwood Gardens Domiciliary Care Services

Leicester
Tel: 0116 287 3072
Web: www.knightonmanorcareservices.co.uk

OP D PD LDA MH SI YA

Home Instead Hinckley, Burbage and Nuneaton

Hinckley
Tel: 01455 247979
Web: www.homeinstead.co.uk/hinckley

OP D PD LDA MH SI YA

Home Instead Rugby

Leicester
Tel: 0116 216 5306
Web: www.homeinstead.co.uk/
charnwoodloughboroughandcoalville

OP D PD LDA MH SI YA

Home Instead Senior Care

Rugby
Tel: 01455 247100
Web: www.homeinstead.co.uk/rugby

OP D PD LDA MH SI YA

Home Straight Partnership Ltd

Oakham
Tel: 01572 722590
Web: www.home-straight.co.uk

Advert page 34

OP D PD LDA MH SI YA

Homecare Assessment and Reablement Team (HART) Leicestershire

Leicester
Tel: 0116 305 3000

OP D PD LDA MH SI YA AD

Homepeace Ltd

Hinckley
Tel: 07770 501161
Web: www.homepeace.org.uk

OP D PD YA

Hunters Lodge

Lutterworth
Tel: 01858 880538

OP D PD LDA SI YA

Huntsman’s Lodge DCA

Leicester
Tel: 0116 232 5229

PD LDA MH

iCall Care **RCC**

Leicester
Tel: 0116 212 8558
Web: www.icallcare.co.uk

OP D PD LDA SI YA

Infinity Care Services Ltd

Leicester
Tel: 0203 092 3250

OP D PD LDA MH SI YA AD

Inheritance Medical Ltd

Leicester
Tel: 07941 879466

OP D PD LDA MH SI YA AD

Innovations24 Ltd

Leicester
Tel: 0333 577 7705

OP D PD LDA MH YA

Inspire Lives Care Services Ltd

Leicester
Tel: 07412 609549
Web: www.inspirelives.uk

OP D PD LDA MH SI YA AD

Service	OP Older people (65+)	D Dementia	PD Physical disability	LDA Learning disability, autism
User Bands	MH Mental health	SI Sensory impairment	YA Younger adults	AD People who misuse alcohol or drugs

Home care providers continued

Inspired Care 4ALL Ltd

Leicester

Tel: 07305 367644

OP D PD MH SI YA

Integrated Crisis Response Service

Leicester

Tel: 0116 454 0420

OP D PD LDA MH SI YA AD

Integrated Horizon Care

Hinckley

Tel: 07725 199208

OP D PD LDA MH YA

Interpid Care & Support Services

Leicester

Tel: 07802 783568

OP D PD LDA MH SI YA AD

Ireera Healthcare Ltd

Leicester

Tel: 0116 410 5065

OP PD MH YA

Jacaranda Care Solutions

Leicester

Tel: 07949 872285

OP D PD SI YA

JaMax Homecare

Loughborough

Tel: 01509 557081

OP D PD LDA MH SI YA

Jannat Homecare Services Ltd

Leicester

Tel: 0116 268 1341

OP D PD MH YA

JCT Home Care Consulting Ltd

T/A Visiting Angels West Leicestershire

Hinckley

Tel: 07712 741216

OP D PD MH SI YA

Jewel Home Care

Leicester

Tel: 07718 290346

Web: www.jewelhomecare.co.uk

OP D PD LDA MH YA

JS&D Care Providers

Leicester

Tel: 0116 279 5064

OP D PD LDA SI YA

Karing Hands Care

Coalville

Tel: 01530 452352

OP D PD MH YA

Kasur House

Leicester

Tel: 0116 298 2115

OP D PD YA

KCS Care Ltd

Leicester

Tel: 07495 328591

OP D PD SI YA

Keepivin Care Ltd

Leicester

Tel: 07895 572921

OP D PD SI YA

Keybridge Healthcare Ltd

Leicester

Tel: 07758 934815

Web: www.keybridgecare.co.uk

OP D PD YA

Kingfisher Care (Midlands) Ltd

Hinckley

Tel: 01455 616493

OP D PD SI YA

Kirby Care Ltd

Leicester

Tel: 07596 922667

OP YA

Knighton Manor Ltd

Leicester

Tel: 0116 244 8455

OP D PD LDA MH YA

Kris Carers Ltd

Leicester

Tel: 0116 243 6483

Web: www.kriscarersltd.co.uk

OP D PD LDA MH SI YA AD

Lansdowne House – Leicester

Leicester

Tel: 0116 299 2233

OP

Learning Support Centre, The

Leicester

Tel: 0116 254 8881

Web: www.learningsupportcentre.com

PD YA

Life4ever H.C.S Ltd

Leicester

Tel: 07882 661389

OP D PD LDA MH SI

Lifeways Community Care Ltd (Leicester)

Leicester

Tel: 07805 408704

OP LDA YA

Service	OP Older people (65+)	D Dementia	PD Physical disability	LDA Learning disability, autism
User Bands	MH Mental health	SI Sensory impairment	YA Younger adults	AD People who misuse alcohol or drugs

Home care providers continued

Lilyrose Healthcare

Leicester
Tel: 07551 365753

OP YA

Melton Care Services Ltd

Melton Mowbray
Tel: 01664 569943

OP D PD LDA MH SI YA AD

Lotus Home Care Leicester

Leicester
Tel: 0116 326 6360

OP D PD SI YA

Melton Mencap

Melton Mowbray
Tel: 01664 564237
Web: www.meltonmencap.org.uk

OP PD LDA SI YA

Lowveld Care Ltd

Leicester
Tel: 02475 263563

OP D PD YA

Melton Supported Living Service

Melton Mowbray
Tel: 0116 305 5652
Web: www.leics.gov.uk

PD LDA MH SI YA

Luluz Healthcare Ltd

Leicester
Tel: 07946 179451

OP D PD SI YA

Mercie Grace Care

Leicester
Tel: 0116 319 3033

OP D PD LDA MH YA

Lustro Health

Leicester
Tel: 07578 302502

OP D PD LDA MH SI YA AD

Merrydays Care Services Ltd

Leicester
Tel: 07578 194819

OP D PD SI

Macdave Services Ltd

Leicester
Tel: 0116 273 3971

OP D MH YA

Mi Life Care Services Ltd

Leicester
Tel: 0116 269 8834
Web: www.milifecareservices.com

OP D PD LDA MH SI YA

MacIntyre Leicester

Leicester
Tel: 0116 270 2697
Web: www.macintyrecharity.org

LDA

Midland Care Group Ltd

Leicester
Tel: 07960 817227

LDA YA

Maximus Healthcare

Leicester
Tel: 07568 574986

OP D PD MH YA

Midlands Care Direct

Leicester
Tel: 0330 133 2490
Web: https://midlandscaredirect.co.uk

OP D YA

Medacs Healthcare – Leicester

Leicester
Tel: 0116 264 3922
Web: www.medacs.com

OP D PD LDA MH YA

Mill Farm

Market Harborough
Tel: 01858 540317

OP D PD LDA MH SI YA

MELM Care Solutions

Leicester
Tel: 07786 261952
Web: www.melmcare.co.uk

OP D PD MH SI YA AD

Modus People – Leicestershire & Warwickshire

Leicester
Tel: 0331 630 1377

OP D PD LDA MH SI YA AD

Melton Care Services Ltd

Wigston
Tel: 0116 464 5760
Web: www.meltoncareservices.co.uk

OP D PD LDA MH SI YA AD

Mosaic 1898 Ltd

Leicester
Tel: 0116 231 8720
Web: www.mosaic1898.co.uk

OP D PD LDA MH SI YA

Service	OP Older people (65+)	D Dementia	PD Physical disability	LDA Learning disability, autism
User Bands	MH Mental health	SI Sensory impairment	YA Younger adults	AD People who misuse alcohol or drugs

Home care providers continued

MTM Care Services Ltd – Leicester

Leicester

Tel: 0116 254 5926 **OP D PD LDA MH YA AD**

Murray Healthcare Services Ltd

Leicester

Tel: 07449 705355 **OP D PD MH SI YA**

My HomeCare HFW Ltd

Leicester

Tel: 0116 483 0283 **OP D PD MH YA**

My Homecare Leicester

Leicester

Tel: 0116 218 4989 **OP D PD MH YA**

Web: www.leicester.myhomecare.co.uk

NDH Care (Leicester)

Leicester

Tel: 07877 253501 **OP D PD MH SI YA AD**

Web: www.ndhcare.co.uk

New Hope Care Leicester

Wigston

Tel: 0116 288 6974 **OP D PD LDA MH SI YA AD**

New Hope Care Rutland

Oakham

Tel: 01604 320077 **OP D PD LDA MH SI YA**

New Hope Housing and Support

Leicester

Tel: 07733 357596 **OP D PD LDA MH SI YA**

Web: www.newhopecareltd.co.uk

New Horizon Care

Market Harborough

Tel: 01536 762332 **OP D PD LDA MH SI YA AD**

Web: newhorizonscare.co.uk

Next Care Ltd

Leicester

Tel: 0116 241 7425 **OP D PD LDA YA**

NISE Nursing Ltd – Leicester

Leicester

Tel: 0845 124 9200 **OP PD LDA MH SI YA**

No Place Like Home Midlands Ltd

Coalville

Tel: 01530 569739 **OP D PD YA**

Web: www.noplacelikehomecare.co.uk

NSMALONE Care and Support Ltd

Leicester

Tel: 0203 467 9650 **OP D PD YA**

Oceands Healthcare Ltd

Leicester

Tel: 07480 946862 **OP D MH YA**

Onduty 24 Ltd

Leicester

Tel: 0116 276 5916 **OP PD LDA MH YA**

Optimal Pvt Ltd

Leicester

Tel: 07858 431770 **OP D PD YA**

Passion Healthcare Ltd

Leicester

Tel: 0116 212 7942 **OP D PD LDA MH SI YA**

Pathfinders Community Support Ltd

Leicester

Tel: 0116 367 8144 **OP D PD LDA MH SI AD**

Pathways of Hope Midlands

Loughborough

Tel: 07915 034600 **OP D PD MH SI YA**

Personalized Care

Hinckley

Tel: 07867 802382 **D PD LDA MH SI YA**

Web: www.personalized-care.co.uk

Petrichor Healthcare Provisions Ltd

Leicester

Tel: 0116 429 3754 **OP D LDA YA**

Polus Care

Hinckley

Tel: 07739 097888 **OP D MH YA**

PR Accurate Care Ltd

Leicester

Tel: 07832 488785 **OP D PD MH SI YA**

Web: www.praccuratecare.com

Service	OP Older people (65+)	D Dementia	PD Physical disability	LDA Learning disability, autism
User Bands	MH Mental health	SI Sensory impairment	YA Younger adults	AD People who misuse alcohol or drugs

Practical Care Solutions Ltd

Leicester

Tel: 07446 123745

OP D PD LDA MH YA

Precious Community Care Ltd

Leicester

Tel: 0116 464 6918

OP PD SI YA

Precious Hope and Home Care Ltd

Leicester

Tel: 07736 950090

OP D PD LDA MH SI YA AD

Web: www.precioushopecare.co.uk

Premium Home Care Services Ltd

Leicester

Tel: 0116 319 2474

OP D PD MH SI YA

Prestige Nursing – Leicester

Ashby-de-la-Zouch

Tel: 0116 279 5191

OP D PD LDA MH SI YA AD

Web: www.prestige-nursing.co.uk

Prestige Social Care Services Ltd

– Leicester

Leicester

Tel: 07908 785659

OP D PD LDA MH SI YA AD

Web: www.prestigescs.co.uk

PrimeLife Care Ltd

Leicester

Tel: 07540 790523

OP D PD LDA YA

Primity Healthcare Ltd

Loughborough

Tel: 07429 769445

OP D SI YA

Private Home Care UK Ltd

(Leicester)

Leicester

Tel: 0333 577 5077

OP D PD LDA MH SI YA AD

Pro-Help Ltd

Leicester

Tel: 0116 235 4794

OP D PD LDA MH SI YA

Profad Care Agency Leicester Branch

Leicester

Tel: 07853 316419

OP D PD MH SI YA

Promedica24 Homecare (Blaby and Lutterworth)

Leicester

Tel: 07500 703460

Advert page 36

OP D PD SI YA

Provision Care Ltd

Leicester

Tel: 0116 319 2212

OP D PD LDA MH SI YA AD

Web: www.provisioncare.org

Prudence Supported Living

Leicester

Tel: 07868 483864

PD LDA MH SI

PST Care Ltd

Leicester

Tel: 07861 610305

OP D YA

Pure Homecare

Leicester

Tel: 0116 254 9450

OP D PD LDA MH SI YA

Web: www.purehomecare.co.uk

Purple Heart Health Care

Leicester

Tel: 0116 348 3124

OP D LDA MH YA

Web: www.purplehearthealthcare.co.uk

Quality Life UK Offices

Derby

Tel: 07342 881902

OP D PD MH SI YA

Raageh Care Ltd – 91 Crafton Street

Leicester

Tel: 0116 478 6999

OP D PD LDA MH SI YA AD

Web: www.raagehcareltd.co.uk

Radfield Home Care Leicester East, Groby & Oadby

Leicester

Tel: 0116 481 0520

Advert inside front cover

OP D PD SI YA

Radfield Home Care

Loughborough, Charnwood & Melton Mowbray

Loughborough

Tel: 01509 426037

Advert inside front cover

OP D PD SI YA

Radfield Home Care

Stamford, Peterborough & Rutland

Stamford

Tel: 01780 654048

Advert inside front cover

OP D PD MH SI YA

Service OP Older people (65+) D Dementia PD Physical disability LDA Learning disability, autism
User Bands MH Mental health SI Sensory impairment YA Younger adults AD People who misuse alcohol or drugs

Rannoch Close, 70

Leicester
Tel: 07842 007036

OP D PD MH YA

Reablement Provider Service

Leicester
Tel: 0116 454 5422

OP D PD LDA MH SI YA AD

Real PCS Warwickshire

Nuneaton
Tel: 01827 715544

OP D PD LDA MH SI YA

Red Apple Care Ltd

Loughborough
Tel: 01509 272000
Web: www.redapplecare.co.uk

OP D PD MH SI YA

Rehoboth Health and Home Care Ltd

Leicester
Tel: 0116 456 0452

OP D PD MH SI YA AD

Reign Supreme Care Services Ltd – Leicester

Leicester
Tel: 0116 268 1341
Web: www.reignsupremecare.co.uk

OP D PD LDA SI YA AD

Reliance Community Care Ltd

Leicester
Tel: 0116 367 4568
Web: www.reliancecommunitycare.com

Advert page 38

OP D PD LDA MH SI YA AD

Revive Care Ltd

Leicester
Tel: 07402 897642
Web: www.revive-care-limited.co.uk

OP D PD LDA MH

RHS24 Care Registered Office

Leicester
Tel: 0116 319 5972
Web: www.rehoboth24.co.uk

OP YA

Right at Home Loughborough

Loughborough
Tel: 01509 279360
Web: www.rightathome.co.uk/loughborough

Advert page 38

OP D PD SI YA

Rising Care Services Ltd

Leicester
Tel: 07584 221697
Web: www.risingcareservices.co.uk

OP D PD LDA MH SI YA AD

River Care Agency

Leicester
Tel: 07823 887735

OP D PD MH SI AD

Rockingham Home Care

Leicester
Tel: 07884 479631

OP D PD SI YA

Rosebuds Care Ltd

Loughborough
Tel: 07491 100539

OP D PD YA

Roseleigh Day Care

Hinckley
Tel: 07909 795950
Web: https://roseleighdaycare.co.uk

OP PD LDA MH SI YA

RT-Care Solution Ltd – Main Office

Leicester
Tel: 07863 667722
Web: www.rtcaresolution.net

OP D PD LDA MH SI YA

Rutland House

Loughborough
Tel: 07888 827656

OP D PD LDA SI YA

Safi Homecare

Leicester
Tel: 07859 911655

OP D PD MH SI YA

Samsons Care Services, The

Leicester
Tel: 0116 431 7082

OP D PD YA

Santo Healthcare Ltd

Leicester
Tel: 07932 014412

OP D YA

Select Care Services Ltd – 109 Coleman Road

Leicester
Tel: 0116 276 1111
Web: www.selectcareservices.co.uk

OP D PD LDA MH SI YA

Service OP Older people (65+) D Dementia PD Physical disability LDA Learning disability, autism
User Bands MH Mental health SI Sensory impairment YA Younger adults AD People who misuse alcohol or drugs

Sensitive Care Solutions

Leicester

Tel: 0116 296 3830

OP D PD LDA MH SI YA AD

Web: www.dreproperties.co.uk

Serenity Inmind

Leicester

Tel: 07841 989614

OP PD LDA MH SI YA

Web: https://serenityinmind.co.uk

Seven Steps Healthcare Ltd**– Leicester RCC**

Leicester

Tel: 0116 319 1600

OP D PD LDA MH SI YA AD**Shalom Care Solutions Ltd**

Leicester

Tel: 0116 431 8482

OP PD YA**Shalom Home Care Ltd**

Leicester

Tel: 0116 276 5935

OP D PD LDA MH SI YA

Web: www.shalomhomecare.co.uk

Shepshed Carers Ltd

Loughborough

Tel: 01509 505243

Web: www.shepshedcarers.co.uk

Advert page 38**OP D PD LDA MH SI AD****SM Lifecare Ltd**

Leicester

Tel: 07300 423752

OP D PD MH SI YA AD**Snowdrop Home Care****Rutland Ltd**

Oakham

Tel: 01572 756707

OP D PD SI YA**Sova Healthcare – Leicester**

Leicester

Tel: 0116 270 9807

OP D PD LDA MH SI YA

Web: www.sovahealthcare.co.uk

Spectus Healthcare Ltd

Leicester

Tel: 07859 436174

OP D PD LDA MH YA

Web: www.sovahealthcare.co.uk

Spirit Home Care

Leicester

Tel: 0116 266 0099

OP D PD LDA MH SI YA

Web: www.spirithomecare.co.uk

Springfield

Ashby-de-la-Zouch

Tel: 0300 123 3506

OP D PD SI YA**Step-By-Step Support Ltd**

Leicester

Tel: 07400 180829

OP D PD MH SI YA**Storm Homecare Ltd**

Leicester

Tel: 0116 253 8601

OP D PD LDA MH SI YA**Support & Connections Office**

Melton Mowbray

Tel: 01664 424044

OP PD LDA YA

Web: www.supportandconnections.co.uk

Sure Cover Care Ltd

Leicester

Tel: 07412 141169

OP D**SureCare Charnwood and Rushcliffe**

Loughborough

Tel: 01509 260001

OP D PD LDA SI YA

Web: www.surecare.co.uk/charnwood

SureCare Leicester

Leicester

Tel: 0116 296 1432

OP D PD LDA SI YA

Web: www.surecare.co.uk/leicester

Sycamore Court

Leicester

Tel: 0116 478 7516

OP LDA MH YA

Web: www.sanctuary-supported-living.co.uk

Sylvian Care Leicester West

Leicester

Tel: 07886 019004

OP D PD YA**Synergy Leicester Care and Support Ltd**

Leicester

Tel: 0116 319 3823

OP D PD MH SI YA**Service****OP** Older people (65+)**D** Dementia**PD** Physical disability**LDA** Learning disability, autism**User Bands****MH** Mental health**SI** Sensory impairment**YA** Younger adults**AD** People who misuse alcohol or drugs

Home care providers continued

Tailormade Healthcare

Leicester

Tel: 07921 591794

OP D PD LDA MH SI YA

Web: www.tailormadehealthcare.co.uk

Tendercaregb Ltd

Leicester

Tel: 07878 559935

OP D PD MH YA

There4U Agency

Leicester

Tel: 0116 319 4489

OP D PD SI YA

TLR Healthcare

Leicester

Tel: 0116 216 6362

OP D PD LDA MH YA

TML Care Solutions Ltd

Market Harborough

Tel: 01858 432751

OP MH YA

Tremendous Care Agency Ltd

Leicester

Tel: 07951 832359

OP PD YA

Trinity Independent Care Ltd

Leicester

Tel: 07568 168240

OP D PD LDA MH SI YA

Tru Homecare

Loughborough

Tel: 01509 642070

OP D PD LDA MH SI YA AD

Trust Us Direct

Leicester

Tel: 07477 637018

OP D PD MH SI YA

Trust We Care Ltd

Leicester

Tel: 0116 221 5463

OP LDA MH SI YA

U&I

Leicester

Tel: 07957 228057

OP YA

Ubertas Care Homes Ltd

Leicester

Tel: 0333 577 4770

OP D PD LDA MH SI YA

UK Care Team Ltd

Leicester

Tel: 0116 444 3333

OP D PD LDA MH SI YA

Web: www.ukcareteam.com

UK Instant Services Ltd

– Leicester

Leicester

Tel: 0330 113 8011

OP PD LDA MH YA

Web: www.instanthealthcareuk.co.uk

UK Top Care Ltd

Leicester

Tel: 0116 233 0092

OP D PD LDA MH SI YA

Universal Care Services Hinckley

Hinckley

Tel: 0247 637 1197

OP D PD LDA MH SI YA

Vale Care Ltd

Melton Mowbray

Tel: 01949 860777

OP D PD SI YA

Value Based Care

Leicester

Tel: 07952 747073

OP D PD MH YA

Victory Care Ltd

Leicester

Tel: 0116 254 9174

OP D PD LDA MH SI YA

Village Homecare

Leicester

Tel: 01455 290257

OP D PD LDA MH SI YA AD

Vintage Social Care Ltd

Leicester

Tel: 0116 436 2990

OP D PD LDA MH SI YA AD

Voyage (DCA) Leicestershire

Hinckley

Tel: 01455 615061

OP PD LDA MH YA

Web: www.voyagecare.com

Walfinch Leicester & Loughborough

Leicester

Tel: 0116 507 8777

OP YA

Service	OP Older people (65+)	D Dementia	PD Physical disability	LDA Learning disability, autism
User Bands	MH Mental health	SI Sensory impairment	YA Younger adults	AD People who misuse alcohol or drugs

Waterlees Supported Living Service

Wigston
Tel: 0116 305 5884
Web: www.leics.gov.uk

PD LDA MH SI YA

Way4Care Ltd

Leicester
Tel: 07737 783197

OP D PD MH SI YA

Welland Place

Market Harborough
Tel: 01858 412060
Web: www.mha.org.uk

D PD MH SI

Wellbeing Homecare Services Ltd

Leicester
Tel: 01332 987878

D PD LDA MH SI

Westminster Homecare Ltd (Leicester)

Leicester
Tel: 0116 276 9056
Web: www.whc.uk.com

OP D PD MH SI YA

Whole Country Home Care Ltd

Melton Mowbray
Tel: 07735 493487

OP D PD MH SI YA

William T Healthcare Ltd

Leicester
Tel: 0116 319 2803
Web: www.williamthehealthcare.co.uk

OP D MH YA

Witlens Ltd

Leicester
Tel: 0116 220 0290
Web: www.witlens.co.uk

Advert page 38

OP D PD LDA MH SI YA

Woodleigh Healthcare (Leicester Branch)

Leicester
Tel: 0116 243 6199

OP D PD LDA MH SI YA

Wyville Home Care Services (Leicester)

Leicester
Tel: 0116 309 0999

OP D PD MH SI YA

Wyville Home Care Services Ltd

Leicester
Tel: 0116 279 5104

OP D PD MH SI YA AD

Xcel Homes Ltd

Market Harborough
Tel: 07824 531625

OP D PD LDA MH YA

Your Choice Care Ltd – Office

Leicester
Tel: 0116 296 0194

OP D PD LDA MH SI YA

Your Life Care Ltd

Leicester
Tel: 07852 275179

OP D PD SI

YourLife (Glen Parva)

Leicester
Tel: 0116 247 7533
Web: www.yourlife.co.uk

OP D PD YA

Yourlife (Market Harborough)

Market Harborough
Tel: 01858 433453
Web: www.yourlife.co.uk

OP D PD SI YA

Yourlife (Oakham)

Oakham
Tel: 01572 720057

OP D PD SI YA

Yourway Homecare 24/7 Ltd

Leicester
Tel: 0116 389 0030

OP D PD YA

ZMP Healthcare Ltd

Coalville
Tel: 07411 113914

OP D PD YA



Service OP Older people (65+) D Dementia PD Physical disability LDA Learning disability, autism
User Bands MH Mental health SI Sensory impairment YA Younger adults AD People who misuse alcohol or drugs

Housing options

There is a range of housing options that combine independent living in a home of your own with security of tenure, along with care services arranged according to need. Schemes may be run by housing

associations, the local authority for people with eligible needs, voluntary organisations or private companies. Properties may be available for rent, mixed tenure or to purchase.

Extra Care housing

Extra Care housing (sometimes called assisted living or retirement living) is similar to sheltered/warden-assisted housing, but with the additional reassurance there are staff on site seven days a week, 24 hours a day in the event of a crisis or urgent need.

Each self-contained flat or bungalow is designed to be user-friendly and will usually have:

- a kitchen, bathroom, bedroom and living room;
- adaptations, such as handrails, a level-access shower and lower worktops for wheelchair users; and
- alarms placed throughout the home, to call for help in an emergency.

Many schemes include a range of facilities and activities which are aimed at supporting your health, wellbeing and leisure interests. You can join in as much or as little as you wish. Some larger Extra Care housing schemes may have facilities such as a hairdresser, hobby room, restaurant and health and fitness facilities.

If you live in Leicestershire, you may wish to arrange Extra Care housing privately. The Housing Care website offers comprehensive advice about Extra

Care schemes, as well as a search function which allows you to locate schemes across Leicestershire and the rest of the country. Visit

<https://housingcare.org>

For more information on Extra Care schemes, visit www.leicestershire.gov.uk (search 'Extra Care housing'). Alternatively, you may prefer to seek assistance from your local district or borough council (see page 97 for contact details).

For residents in Leicester City, contact adult social care.

Leicester City Council

Tel: **0116 454 1004**

Email: firstcontact@leicester.gov.uk

Web: www.leicester.gov.uk/health-and-social-care/adult-social-care

There are two private Extra Care schemes in Rutland. For general housing related enquires, contact adult social care.

Rutland County Council

Tel: **01572 758341**

Email: adultduty@rutland.gov.uk

Web: www.rutland.gov.uk/adult-social-care



Support for families of children
with additional needs -
from birth to adulthood

- Free regional SEND guides
- Ask the Experts series
- Real-life blogs & experience
- Practical advice
- Directory of services

Got a question? We're here to help!

@weareMFON @weareMFON

@wearemfon @My-Family-Our-Needs

www.myfamilyourneeds.co.uk
hello@myfamilyourneeds.co.uk

Sheltered or warden-assisted housing

Sheltered (or retirement) housing is provided by local council housing departments and housing associations for older people who would like to remain independent but prefer the added security and reassurance of a scheme manager and an alarm call service.

A scheme manager is either based at the site during office hours or visits regularly.

Many sheltered housing schemes also have communal lounges, laundry facilities, lifts, door entry systems and specially adapted facilities.

Supported Living

Supported Living is a term generally used to describe situations in which people (often adults with a learning disability or mental health condition) rent their home, and their personal care or support is arranged separately. This means they can change their support without having to move or move and take the same support with them. People have greater security of tenure and can claim a wider range of welfare benefits than in residential care.

Supported Living can be delivered in a range of settings, including individual flats or houses,

clusters of self-contained flats on the same site, shared accommodation and Extra Care housing. The individual, a private landlord, housing association, local authority or charity may own the property.

Supported Living refers to the way in which accommodation and support are organised, rather than the amount of support. This will be tailored to individual need and can include access to support 24 hours a day if assessed as necessary, although many people do not require this – particularly with the use of care technology (discussed on page 11).

Shared Lives

Shared Lives is a service delivered by skilled, trained and approved individuals (Shared Lives carers) in their own homes. It combines the carers supporting people from their own home with support from LCC Shared Lives Services. The service supports adults with a range of needs who are eligible for a social care service. It is based on the principle of sharing family life and helps people to experience ordinary life with real relationships.

Shared Lives can provide:

- longer term accommodation and support;
- rehabilitative or transitional support – hospital to home;
- short breaks/respite;
- day support/activities; and
- opportunities for children’s foster carers to support their foster child into adulthood.

Shared Lives provides a family-based alternative to residential care and supported living settings.

It supports individuals to develop essential life skills, and offers enablement and reablement.

Shared Lives can also be a ‘stepping-stone towards independence’ for individuals as well as providing respite for carers. Shared Lives carers do not employ other staff. If you are interested in becoming a Shared Lives carer, refer to the following contact details.

Leicester City Council

Tel: **0116 454 3740**

Email: **sharedlives@leicester.gov.uk**

Web: **www.leicester.gov.uk**

(search ‘Become a Shared Lives carer’).

Leicestershire County Council

Contact Lis Horton.

Tel: **0116 305 8133**

Email: **sharedlives@leics.gov.uk**

Web: **www.leicestershire.gov.uk**

(search ‘Shared Lives carer’).

Specific care and support needs

Learning disability and autism

If you, or someone you know, has a learning disability or is autistic, you may be eligible for support from your local council. To access this support, you can request an assessment of your care and support needs. The council may also provide you with information and advice about what support is available in your local community or from other services.

Councils work to make sure people with learning disabilities and autistic people have:

- access to the healthcare they need and the support they want to live healthy lives;
- support to enter into employment, training or voluntary opportunities;
- the choice to form friendships and relationships within the local community; and
- the confidence to live as independently as possible and achieve their potential.

Councils aim to support people to remain living independently in their own homes wherever possible, but if you need to move somewhere with care and support, you might like to consider other housing options; see page 52.

You can explore <https://mychoice.leicester.gov.uk> in Leicester, www.leicestershire.gov.uk/popular-now/directories/information-and-support-directory in Leicestershire or www.rutland.gov.uk/rutland-information-service in Rutland.

If your needs are such that you require support in a care home, this Directory contains a list of all care homes in Leicester, Leicestershire and Rutland. Any learning disability providers are denoted with **LDA**.

You may also find the following organisations useful.

Learning Disability Partnership Boards

These are groups of people working to improve the lives of people with learning disabilities and those who support them in Leicester, Leicestershire and Rutland. Contact each board individually for more details but usually, visitors are welcome to attend

board meetings, held every few months, to share their views and experiences.

Leicester City

Web: www.leicester.gov.uk (search 'Learning Disability Partnership Board').

Leicestershire

Tel: **07712 321554**

Email: ldpbleicestershire@leics.gov.uk

Rutland

Tel: **01572 722577**

Email: adixon@rutland.gov.uk

Web: www.rutland.gov.uk/rutland-information-service/directory/vprkgz9ukek

Leicester Partnership NHS Trust Autism Space

A website providing information on autism, education and employment, health, lifestyle, benefits and finance advice and information about local autism support groups.

Web: www.leicspart.nhs.uk/autism-space

Leicestershire Down's Syndrome Group

This group is associated with the national charity the Down's Syndrome Association and works to provide a far-reaching support and advice network to families across Leicestershire.

Tel: **07899 711883**

Email: leicesterdowns@gmail.com

Web: <https://the-leicestershire-downs-syndrome-group.webnode.co.uk>

Mencap

Supporting people with learning disabilities to feel valued equally, listened to and included.

Tel: **0808 808 1111**

Email: helpline@mencap.org.uk

Web: www.mencap.org.uk

Scope

Offers free, impartial and expert information, advice and support to disabled people and their families.

Tel: **0808 800 3333**

Email: helpline@scope.org.uk

Web: www.scope.org.uk

Mental health

If you are worried about your mental health, it's important to remember you aren't alone. Lots of people experience changes in their mental health and there's help and advice available in Leicester, Leicestershire and Rutland to support you. Your GP should be your first point of contact if you want confidential advice or services, or you can contact one of the organisations listed here for free help and support.

Anyone needing mental health support for themselves, or others, can call the Central Access Point on **0808 800 3302**. You can find more information about what support is available on the Start a Conversation website at **www.startaconversation.co.uk**

Helpful resources for your mental health and wellbeing can be found on the Leicestershire Partnership NHS Trust website at **www.leicspart.nhs.uk/mental-health/helpful-documents**

Mental Health Wellbeing and Recovery Support Service

Open to anyone aged 18+ experiencing poor emotional and mental health, including carers. Its goal is to help you maintain and improve your emotional and mental wellbeing, become empowered to achieve your goals and to live a meaningful life. You don't need a mental health diagnosis to use this service – it is open to people who would benefit from the support offered. Choose the following organisation local to you.

Rutland

People Potential Possibilities (P3)

Tel: **07923 169469**

Email: **rutlandmhwrs@p3charity.org**

Web: **<https://p3charity.org/services/rutland-mental-health-and-wellbeing-service>**

Rutland Integrated Social Empowerment service (RISE)

Tel: **01572 758850**

Email: **rise@rutland.gov.uk**

Web: **<https://services.thejoyapp.com>** (search 'RISE Rutland').

Neighbourhood Mental Health Cafés

For people who need immediate help with their mental health. The cafés are drop-in centres for anyone to come and talk about their mental health – no appointment needed. They have supportive, trained staff who can listen and provide practical support.

Web: **www.leicspart.nhs.uk/service/neighbourhood-mh-cafes**

Getting Help in Neighbourhoods (GHIN)

GHIN aims to provide mental health and wellbeing support relevant to local communities' needs. Funding has been awarded to local groups across the city and county to spend on their own projects, new or existing, to support people with

their mental health and wellbeing.

Web: **www.leicspart.nhs.uk/involving-you/ghin**

NHS Leicester, Leicestershire & Rutland Talking Therapies

Vita Health Group provides free NHS Talking Therapies to adults aged 16+ who live and are registered with a GP in Leicester, Leicestershire or Rutland. If you are experiencing excessive worry, low mood, depression, anxiety or a lack of motivation, Vita can help. You can refer yourself over the phone or online using the following contact details.

Tel: **0330 094 5595**

Web: **<https://vitahealthgroup.co.uk/nhs-talking-therapies/leicester-leicestershire-rutland>**

Sensory impairments

If you're worried about your sight and/or hearing, you should arrange an appointment with your GP, who will be able to provide advice and guidance or signpost you to local services. Depending on the extent of your sensory loss, your GP may refer you to a specialist.

If you are referred to a sight or hearing specialist, you may be contacted by Vista, a local charity working with children and adults affected by sight loss in Leicester, Leicestershire and Rutland.

Vista maintains a register of people who are blind or deafblind and can discuss the resources available to support you, including:

- assessment and rehabilitation;
- deafblind reablement;
- transcription services;
- sensory impairment awareness training;
- primary school health care programme; and
- digital vision services.

Alternatively, if you or someone you know is starting to experience sensory loss, Vista's staff can provide you with information and support to help you maintain a fulfilled life.

Vista

Tel: **0116 249 8839** (helpline).
Email: **info@vistablind.org.uk**
Web: **www.vistablind.org.uk**

Equipment to support you with everyday tasks

If you're having difficulties because of your impairment, there's a wide range of equipment, technology and gadgets you can get such as alarms, sensors, adapted telephones, television loops and grab rails. See page 11 for more information.

You can search for other local sensory services by exploring **<https://mychoice.leicester.gov.uk>** in Leicester, **www.leicestershire.gov.uk/popular-now/directories/information-and-support-directory** in Leicestershire or **www.rutland.gov.uk/rutland-information-service** in Rutland. You could also contact the following organisations.

Sense

Offers free and impartial information about complex sensory and communication needs, including deaf blindness.

Tel: **0300 330 9256**

Email: **info@sense.org.uk**

Web: **www.sense.org.uk**

You can also contact your local council for a care and support assessment if you have additional needs, see page 15 for contact details.



Advocacy

Advocates can give advice, support and information to people of any age. They help you to voice your concerns and guide you through difficult or challenging times.

If you have substantial difficulty in understanding and making decisions about your care and support and you don't have an appropriate person to speak on your behalf, your local council may arrange for a free independent, advocacy service. You can also arrange to have an advocate that you pay for yourself.

Advocates can be helpful if you feel unsure or

concerned about making an important decision regarding your care or support. Advocates are not there to tell you what to do or to make decisions for you, but to help you express your views and make your own fully informed decisions. Councils have a legal obligation to provide an advocate to you if you need one at any stage of your care and support planning with them, provided you meet the criteria set out in this section.

For details of organisations who can provide advocacy services in Leicester, Leicestershire and Rutland, see pages 95 and 97.

Planning for end of life

Although the subject of dying is often painful to contemplate, planning for the end of life can be a good way to share your wishes and help your family to know what you would like. Good planning for all your needs should mean you can convey your wishes if you want to, including where you would like to die. You may wish to remain in your own home or care home in your last days and not be admitted to hospital.

Hospice UK's 'Dying Matters' webpage has lots of information to help you talk about this sensitive subject with your family. Visit www.hospiceuk.org/our-campaigns/dying-matters

When choosing a care service, you should consider its end of life care philosophy and policies. Enabling people to die in comfort and with dignity is a core part of providing care. The way care professionals approach the process will be incredibly important for you, your family and carers.

The service should have an open approach to end of life care. It should initiate conversation with you and your family and work with your GP to ensure your needs and wishes are discussed and planned for. An end of life care plan should also be drawn up, as it is vital to establish your preferences and choices.

It is worth asking care providers whether they are working towards The Gold Standards Framework. This can be used in various settings, for example hospitals, primary care and care homes, to improve the co-ordination and communication between different organisations involved in providing care for someone near the end of their life.

Planning for your funeral

While you are thinking about the future, you may want to consider writing down your wishes for your funeral. This can help to alleviate pressures on your family. They may appreciate knowing your wishes and they can make sure they are considered at your funeral.

By detailing your wishes, your family can be comforted by the fact they don't need to make all

the decisions about what you would have liked or wonder whether they are making the right choices. Things to consider are included on Hospice UK's 'How to arrange a funeral' webpage. Visit www.hospiceuk.org (search 'How to arrange a funeral').

You do not have to instruct a funeral director, but if you do, ensure the director you choose is a member of either the National Association of Funeral Directors or the National Society of Allied and Independent Funeral Directors. These associations have strict guidelines that members must adhere to.

You may be able to get some financial help with funeral expenses, provided you meet certain eligibility criteria set by the Government. For more information, visit www.gov.uk/funeral-payments

See pages 99 and 100 for details of organisations who may be able to help you plan for the end of your life or your funeral.



Care homes

All care homes and agencies providing care at home in England must be registered with the independent regulator, the Care Quality Commission (CQC). The CQC inspects every care home and home care agency, publishing a report

along with a quality rating. CQC quality ratings must be displayed at the operator's premises and on its website. You can also find inspection reports and ratings for all services on the CQC's website (www.cqc.org.uk).

Types of care home

It may have been suggested that you need to move into a residential care home, because of an accident or an increase in your need for daily support, but this may not necessarily be the right decision. You should explore the other housing options available to you, seek advice and make the right decision for you. See the information beginning on page 52 for alternative housing options to residential care.

Care homes without nursing

If you are finding it increasingly difficult to manage at home or in the community and need greater security and care, a care home may be the best option. Care homes can help you with maintaining or developing your independence, being part of the community and doing meaningful activities that you enjoy. Care homes can also assist you with bathing, dressing, moving, eating and drinking.

It is a good idea to have a care and support assessment from adult social care before you choose a care home to ensure it is the best way to meet your needs; see page 15.

Care homes with nursing

A care home with nursing provides the same care and support as a care home but with 24-hour nursing staff on hand. You will need to be assessed

by adult social care or health to determine your eligibility and needs. You will be fully involved in planning for your care needs.

If, after a needs assessment, a care home providing nursing care is the best solution for you, a social care worker will give you information to help you find a home which meets your care requirements.

The cost of the nursing care part of your fees may be paid by the NHS to the home directly; the current amount is £254.06 per week. This figure may change over the lifetime of this Directory, please use it as a guideline only.

For help with finding care homes and care homes with nursing in your area, visit this Directory's website at www.carechoices.co.uk



Activities in care homes

The word 'activity' can imply many different things but, in the context of a care home, it should mean everything a resident does from when they open their eyes in the morning until they go to sleep at night. Activities should stimulate residents emotionally, physically and mentally and, in a good care home, should encompass all aspects of daily

life. They can range from choosing what to wear, to helping with tasks around the home or garden, to listening to the radio or joining in with an art or exercise class.

Above all, activities provide a point of interest, fun and challenge to each day. They should enable

people to participate in daily life, be engaged and maintain hobbies or activities they have enjoyed throughout their life, as well as offering the opportunity to try something new, if they wish. Lots of care homes now employ a dedicated activity co-ordinator. What they do and how they do it varies from one home to another. Increasingly,

they are fully integrated into the staff team, play a key part in developing care plans and ensure all staff appreciate the part they play in delivering high-quality activity provision. Ensure you speak to any potential care providers about the activities they provide in their care home before making any final decisions.

Care homes and people with dementia

Care homes and care homes with nursing are regulated by the Care Quality Commission and may say they support people living with dementia. However, there are ways they can demonstrate a focus on dementia care, such as training staff in supporting people with dementia and making their home dementia friendly.

Some newer, purpose-built homes have family-sized units or gardens to explore. Some homes will have cabinets outside of your room, containing personal items helping you to recognise your room. Some homes have rummage boxes filled with items to look through, some may be period-specific, which can be useful for reminiscing.

A good care home or care home with nursing will support you to make your own daily decisions.

This may be as simple as choosing what you'd like to eat or wear that day, or helping you to perform day-to-day tasks, like laying the table, folding the washing or gardening. This is relationship-centred care with person-centred outcomes – these simple approaches to daily living can help you to maintain control over your life.

Most people will want to be fully involved in your life if you move into a care home. A good home will ensure that your carer and close family are involved as much as possible in your care.

If your carer feels that the home is not involving them as much as they would like, they should speak to the manager. Their input and knowledge of your condition should be valued, and they should be seen as a partner in your care and support.

Search for care in your area

With so many providers to choose from, where do you start?

- Find care providers quickly and easily
- Search by location and care need
- Information on care quality
- Links to inspection reports
- Additional information, photos and web links
- Brochure requests



www.carechoices.co.uk



 CareChoices

Residential Care

for older people in a friendly community

Agnes House



Supporting Independence

Agnes House accommodates 26 residents on a long term or respite basis offering the very highest standards of care to all. Each bedroom is single occupancy with en-suite facilities, television point and a 24 hour call system.

Our spacious, sunny dining room offers a relaxing place to take meals, with a good choice of menu and can cater for individual dietary requirements.



Eligibility Criteria

Care Home:

- Applicants must be over the age of 60
- Applicants must have assessed care needs

Visiting Agnes House

All those who are interested in our accommodation are invited to visit Agnes House to meet with staff and view the facilities and services that we offer. If you wish to proceed with applying for our housing we ask that you complete an application form.

Location

Set in five picturesque acres, Agnes House offers safety in a secure environment. Fostering independence and trust at the same time as providing optimum levels of care and attention to all residents.

Contact Wyggestons

- 📍 160 Hinckley Road
Leicester LE3 0UX
- ☎ 0116 255 9174
- ✉ enquiries@wyggestons.org.uk
- 🌐 www.wyggestons.org.uk



Follow us:  



Home 1

Home 2

Home 3

Fees per week	Quality rating*
£	
£	
£	

We suggest that you take paper with you when visiting care homes so that you can make notes. You can download and print this checklist at www.carechoices.co.uk/checklists

Staff

- What is the minimum number of staff that are available at any time?
- Are staff respectful, friendly and polite?
- Do staff have formal training?
- Are the staff engaging with residents?

Activities

- Can you get involved in activities you enjoy?
- Is there an activities co-ordinator?
- Does the home organise any outings?
- Are residents escorted to appointments?
- Do the residents seem entertained?
- Does the home have a varied activities schedule?

Life in the home

- Is the home adapted to suit your needs?
- Can you bring your own furniture?
- Are there enough plug sockets in the rooms?
- Are there restrictions on going out?
- Is there public transport nearby?
- Does the home provide any transport?
- Can you make/receive calls privately?
- Can you decide when to get up and go to bed?
- Does the home allow pets?
- Does the home use Digital Care Planning accessible to families?

Personal preferences

- Is the home too hot/cold? Can you control the heating in your room?
- Is the décor to your taste?
- Are there restricted visiting hours?
- Is there somewhere you can go to be alone?
- Does the home feel welcoming?

Catering

- Can the home cater for any dietary requirements you may have?
- Does the menu change regularly?
- Can you eat when you like, even at night?
- Can you have food in your room?
- Is there a choice of food at mealtimes?
- Is alcohol available/allowed if you want it?
- Can visitors join you for meals?

Fees

- Do your fees cover all of the services and activities?
- Are fees likely to change regularly?
- Is the notice period for cancellation of the contract reasonable?
- Could you have a trial period?
- Can you keep your room if you go into hospital?
- Can you handle your own money?

*See page 69.

At PrimeLife, we specialise in providing a high quality standard of living tailored to our clients' individual needs. We ensure that our client's respect, dignity and right of choice are at the heart of everything we do. We offer comfortable, homely and safe living in a friendly and social environment, ensuring all of our clients enjoy life with PrimeLife.

Peaker Park Care Village

In Market Harborough, 137 beds in all, configured in three separate care facilities.

Melody Court offers spacious en-suite accommodation for both Residential and Nursing Clients, whose needs are associated with age, frailty, dementia and/or a physical disability.

Mulroy House & Fiddlers Corner each 24 beds, offer single room studio en-suite apartments for Residential and Nursing clients whose needs are associated with age, frailty and/or a physical disability.



Rutland Care Village

The Rutland Care Village comprises four separate care homes with nursing. Offering care to those who have needs associated with old age, physical disability, mental health and dementia. The Brambles Social Centre and twenty-five cottages in the grounds whose occupants can enjoy a high level of support delivered direct to their own homes at any time of the day or night.

For more details please contact **Sales on (0116) 270 5678**

121 Knighton Church Road, Leicester LE2 3JN

www.prime-life.co.uk | email: sales@prime-life.co.uk



Charnwood Oaks

Charnwood Oaks is a design award winning care home specialising in dementia care for those needing residential or nursing support, registered to provide for eighty-four clients in all single en-suite rooms with spacious en-suite bathrooms, with assistive technology throughout. A short walk away from the busy town centre of Shepshed.

Homes in your area.....

- 50 Stoneygate Road
- Old Station Close
- Acorn Close
- Stoneygate Ashlands
- Oval House
- Brockshill Woodlands
- Charnwood Oaks
- Holmes House & Holmes Court
- Island Place
- Stoneygate Oaklands
- White Acres
- St. Georges
- Clarendon Beechlands
- Rutland Care Village
- Peaker Park Care Village
- Barons Park
- Lutterworth Country House

A Choice of 3 First Class 'Person Centred' Care Packages.....

Residential/Nursing/Continuing Healthcare

A full package of care/support needs, provided 24 hours a day, 7 days a week.

Respite Care

A short break or a well deserved rest.

Day Care

Enjoy a morning, an afternoon or a complete day with us.

If you are receiving direct payments or a personal budget from Social Services, PrimeLife are happy to help in any way they can.

Whatever your choice, PrimeLife treat every client as an individual. Our care packages are carefully tailored to meet your personal needs and wishes of each and every PrimeLife client. Why not create a 'home from home' and bring your own furniture and even your own pets if you wish. Our care staff are fully trained and carefully selected for their warm and friendly manner. We offer a varied and nutritious daily menu, full laundry service and a fabulous social programme consisting of regular outings and events within our care home.

For more details please contact **Sales on (0116) 270 5678**

121 Knighton Church Road, Leicester LE2 3JN

www.prime-life.co.uk | email: sales@prime-life.co.uk

Home 1

Home 2

Home 3

Fees per week	Quality rating*
£	
£	
£	

We suggest you take paper with you when visiting care homes so that you can make notes. Please use this checklist in conjunction with the care homes checklist on page 61. You can download and print this checklist at www.carechoices.co.uk/checklists

Design

- Are there clear signs throughout the home?
- Has the home been designed or adapted for people with dementia?
- Are the home and grounds secure?
- Are there prompts outside the residents' rooms to help people identify their own?
- Is the décor familiar to your loved one?

Choices

- Do residents get a choice in terms of what they wear each day?
- Are residents encouraged to be independent?
- Can residents decide what to do each day?
- Can residents have a say in the décor of their room?

Activities

- Are residents able to join in with household tasks like folding washing?
- Are there activities on each day?
- Can residents walk around outside on their own?
- Are residents sitting in front of the TV or are they active and engaged?
- Are there rummage boxes around?

Health

- Can residents get help with eating and drinking?
- How often does the home review residents' medication?
- Does the home offer help if a resident needs assistance taking medication?
- Do GPs visit the home regularly?

Staff

- Are staff trained to identify when a resident might be unwell?
- Are staff trained to spot when someone needs to go to the toilet?
- Do the staff have any dementia-specific training/experience?
- Will your loved one have a member of staff specifically responsible for their care?

Approach to care

- Does the home follow a specific approach to dementia therapy, for example, validation therapy?
- Will the home keep you informed about changes to your loved one's care?
- Does the home have a specific approach to end of life care?
- Does the home keep up to date with best practice in dementia care?

*See page 69.

Paying for care

When a local authority provides or arranges your care services, you may be asked to contribute

towards the cost of care at home or in a care home, depending on your personal circumstances.

Financial assessment for permanent residential care

The financial assessment looks at your capital, savings and income. Most people are likely to have to contribute something towards the cost of their care. Your home can be considered as capital. If you move permanently to a care home and own property, you may be able to pay some of your care home fees by agreeing to the Deferred Payment Scheme. See page 66 for more information.

Your home is not included in the financial assessment if you are receiving care in your own home. If you choose not to have a financial assessment, you will usually be responsible for arranging and paying the full cost of your care and support in a care home.

If you have capital and savings of £14,250 or less, this is not taken into account in the assessment, but you may be asked to make a contribution from your income and the local authority will help to meet the cost of your placement, up to the authority's standard rates. If you have capital and savings above £14,250 and up to £23,250, you are likely to have to contribute more towards the cost of your care.

If your capital and savings which are taken into account are more than £23,250, you will usually pay the full cost of your care yourself. As a result, most people choose to self-fund their care when they have this level of savings or capital.

If you are eligible for support from your local council, it will offer a variety of care homes that meet locally agreed funding rates. If you choose to live in a more expensive care home, a top-up payment is required to pay the difference in the cost of your care. This money cannot usually be paid by you, the person needing care. The person making the 'top-up' payment could be anyone but is often a relative. The third-party signs an agreement to pay the extra amount required.

You can only make a top-up payment yourself if you have signed up for the Deferred Payment Scheme during the twelve-week property disregard period (see page 66) or are subject to section 117 aftercare under the Mental Health Act. If you lack capacity, a formal representative can sign the agreement on your behalf.

Struggling to pay care costs

If your capital and savings are likely to reduce to £23,250 or less, you must let your local council know well in advance. It must undertake an assessment of your circumstances before deciding if it will help with the cost of your placement.

If you become eligible for council support with funding your care, and the home you are living in charges more than your local council's normal funding limit, a third party may help pay the difference. This is known as a 'top-up' or 'third party payment' (see page 67). If funds for a top-up are not available, you will need to find accommodation which can meet your needs at the local authority funding rate.

Understanding your rights before moving into care is essential. There are several financial products and specialist companies which may be able to help. It is important to seek independent financial and legal advice.



Non-means-tested support

Some support may be available to you without your local council needing to assess your finances.

Benefits

Attendance Allowance (AA) and Personal Independence Payments (PIP) are non-means-tested, non-taxable benefits paid by the Department for Work and Pensions. There are different rates depending on your needs. Everyone who needs care should consider claiming one of these benefits. However, payment of some of these benefits can stop if you are, or become, a permanent resident in a care home with funding

assistance from the local authority.

If you are entitled to the mobility component of PIP or Disability Living Allowance, this payment will not stop once you move into a care home, unless your placement will be funded entirely by NHS Continuing Healthcare. See page 17 for more information. In addition, the payment won't be included in your financial assessment.

You may also want to consider applying for Universal Credit (if you are under State Pension age) or Pension Credit (if you are State Pension age or over).

Self-funding your care

Paying for care can be an expensive and long-term commitment, so it is strongly recommended that you seek specialist information and advice before entering into any arrangements. It is important you seek specialist advice from appropriately qualified and regulated financial advisers; see page 67 for suggested contacts.

12-week property disregard

If your former home is included in your financial assessment but your other capital and savings are £23,250 or less, and your income is not enough to meet your care home fees, your local council may share the cost of up to the first 12 weeks of permanent care, if it agrees care is needed.

Deferred Payment Scheme

After any property disregard period, you may be eligible to pay some of your costs by applying to the Deferred Payment Scheme. To qualify, you must have a 'beneficial interest' in the property's value (meaning you have the right to a share of the sale proceeds when it is sold. This is different to legal ownership of the property) or alternative security for the debt.

The Deferred Payment Scheme helps people without immediate access to care home funding to pay for their own care in a more flexible way. Effectively, it delays payment of the full cost until the residential care ends, and/or you sell a property asset.

Any costs incurred by your local council will be subject to a charge registered against the property. Fees and interest are also charged throughout the period where payment is delayed. There is an application fee to join the scheme and an annual maintenance fee which covers your local council's legal and administrative costs.

Your local council will limit how much can be deferred for payment, depending on the equity in your property or your share in the property's value, minus selling costs.

NHS Nursing Care Contribution

Whether you are a temporary or permanent resident, if you live in a care home which provides nursing care, you may be entitled to a non-means-tested Registered Nursing Care Contribution (sometimes referred to as Funded Nursing Care) towards the cost of your nursing care. This is paid directly to the home.



Top-up payments

If you are eligible for council support, you will be offered a choice of homes that meet your local authority's funding rates. If you decide to live in a more expensive home and someone can make an additional payment for you, they will have to pay the local authority the difference between its rate and the amount the home charges. This is called a 'top-up' or 'third party payment'.

You are not allowed to make this additional payment yourself, except in limited circumstances, so the responsibility usually falls to a family member, friend or charity to make the payment.

Before anyone agrees to pay your top-up, they should be aware the amount may increase, and both they and the local authority need to be confident they can sustain the payments for as long as required. They will need to sign a contract with your local council to confirm that they are able to do this. In Leicestershire, they need to use the funding calculator to ensure they are able to meet the

funding requirements prior to making an agreement.

If the additional payments stop being paid for any reason, then you should seek help and advice from your local council. You may have to move to a home whose charges fall within the local authority's funding rates.

If you are already resident in a care home, and no top-up was required at the time you became a resident, the home may seek to introduce one at a later date, which would need to be agreed first with the local authority.

This may happen if a change to your arrangements is made at your request or with your agreement, for example you move to a more expensive room.

It is important to note that councils have a duty to offer you a place at a home which accepts their funding rates. If no such place is available, a top-up should not be charged.

Seeking financial advice

Planning for your future care and support needs can be complicated and funding care can be expensive. Professional advice may be helpful in enabling you (and your family) to identify the most suitable and cost-effective solution.

Everyone is encouraged to seek unbiased, expert advice from independent financial advisers to help work out how to pay for long-term care. Independent financial advisers are regulated by the Financial Conduct Authority (FCA) and must take shared responsibility for the suitability of any product they recommend.

Unlike advisers who are tied to particular providers, specialist care-fees advisers can offer advice on products from across the whole market.

A list of independent financial advisers who are accredited by the Society of Later Life Advisers can be found at <https://societyoflaterlifeadvisers.co.uk> or you can call **0333 202 0454**.

Several organisations provide free advice about funding care and support. These are a good place to start if you are looking for information and want to see what sort of options are available.

Age UK

Tel: **0800 678 1602**

Web: www.ageuk.org.uk/information-advice/money-legal

Citizens Advice

Tel: **0800 144 8848**

Web: www.citizensadvice.org.uk

Money Helper

Tel: **0800 138 7777**

Web: www.moneyhelper.org.uk/en



Important information

How solicitors can help

Getting timely advice and planning for your future can ensure you or your family do not have to make decisions or take actions at a point of crisis.

A solicitor can give you impartial advice about wills, gifts, estate planning and Powers of Attorney. Some can also offer guidance on immediate and long-term care plans, ensuring (if applicable) the NHS has made the correct contribution to your fees.

Lasting Powers of Attorney (LPAs) allow you to appoint someone you trust to make decisions about your personal welfare, including healthcare and consent to medical treatment, and/or your property and financial affairs. An LPA is only valid once registered with the Office of the Public Guardian. It allows a person of your choice to make decisions on your behalf at a time when you may be unable.

The Court of Protection can issue Orders directing the management of a person's property and financial affairs if they are incapable of managing their own affairs and should they not have an LPA. The Court procedure is presently very slow, and the fees are quite expensive, so preparing an LPA is always advisable, providing you have somebody sufficiently trustworthy to appoint as your attorney.

An 'advance directive' allows you to communicate your wishes in respect of future medical treatment, but it is not legally binding.

You may instead wish to make a living will, officially known as an 'advance decision', setting out treatment that you do not want to receive in specified circumstances, which would legally have to be followed, even if you die as a result.

Any proposed gift out of your estate needs careful consideration of the benefits, risks and implications, particularly on any future liability for care costs or tax liability.

If you don't have your own solicitor, ask family or friends for their recommendations. Contact several firms, explain your situation and ask for an estimate of cost and an idea of timescales involved. Many firms will make home visits if necessary and will adapt their communications to meet your needs. It's important to find a solicitor who specialises in this area of the law. Citizens Advice offers an advice service and may be able to recommend solicitors in your area. Visit www.citizensadvice.org.uk



Comments, compliments and complaints

You have the right to make comments, compliments or complaints about any care or support services you receive. You should feel free to make comments and suggestions about possible improvements to your surroundings and the services provided. If you want to make a complaint, you should feel able to complain about any aspect of your support which affects your happiness or comfort. This might be anything from the way you are treated by staff to the quality of the food you are served.

Making a complaint should not be made difficult for you and should not affect the standard of care you receive whether in your own home or in a care home or care home with nursing. Care services are required to have a simple and easy-to-use complaints procedure.

If you are concerned about the care you, a friend or relative are receiving, it makes sense to speak to the manager of the service about your concerns

before you take any further action. The problem may be resolved quite easily once they are made aware of it. If you need to make a formal complaint, you should follow the service's complaints procedure. The service has a duty to respond to any complaints made.

If you have a complaint about a breach of regulations, contact the Care Quality Commission (see below for more information about the CQC).

If you're unhappy with the standard of care you, or someone else is getting at home from a care worker or a care home arranged by your local authority, speak to the care worker or manager of the care agency or care home first. If you're not satisfied

with their response, speak to your local adult social care department. If you're unhappy about decisions made by adult social care about your care and support, speak to your allocated social care worker or their manager.

If you have been unable to resolve your complaint, you can contact the Local Government and Social Care Ombudsman on **0300 061 0614** and ask them to assist you. The Local Government and Social Care Ombudsman looks at complaints about councils and some other authorities and organisations, including adult social care providers (such as care homes and home care providers). It is a free service, and its job is to investigate complaints in a fair and independent way.

Inspecting and regulating care services



Health and social care providers that deliver regulated activity must be registered with the Care Quality Commission (CQC), showing they meet a fundamental set of standards.

The CQC is the independent regulator of health and social care in England. It registers care providers and inspects and rates services. When things go wrong, the CQC can also take action to protect people who use services.

After an inspection of a care provider, the CQC publishes a report of what it found. The report looks at how well the service meets the CQC's five key questions: Is the service safe? Effective? Caring? Responsive to people's needs? Well led?

Each care provider will get an overall rating of outstanding, good, requires improvement or inadequate. It will also get ratings for each key question. The ratings mean you can easily see where a service is performing well, and where it needs to improve.

It's always a good idea to check inspection reports and ratings when choosing a care service. You also need to check that the service you choose has been authorised by the CQC to deliver support that will meet your needs.

This could be support for people living with dementia, a mental health condition, learning disability, physical disability or sensory impairment, and older people or people under the age of 65.

You can find reports and ratings on the CQC's website (www.cqc.org.uk). Care providers must also display their latest rating at their premises and on their website.

Always check the date of the last inspection as this may be up to two years ago. New homes, although registered with the CQC, may not receive an inspection until they have been open for at least 12 months.

If you're concerned about any findings in the report, speak to the manager of the service to see what improvements have been made. It's always good to contact the home to arrange a visit and see if this can be done before making any decisions. If possible, speak to users of the service and/or their family.

You can also tell the CQC about your experiences of care – good or bad. It can use your information to see where it should inspect next, and what to look out for when it does. If you want to share your experience of care, visit

www.cqc.org.uk/give-feedback-on-care



→ CQC assurance

The CQC assurance framework for adult social care requires the CQC to visit local authorities and assess their processes. Local authorities across England can be visited at any time by the CQC to assess how they are making a difference to people's lives.

The CQC assessment

A key part of the CQC assessment is how local authorities place people's experiences at the heart of their decisions, and they should expect to be assessed across the following themes:

- working with people;

- providing support;
- ensuring safety; and
- leadership.

For more information, visit www.cqc.org.uk/guidance-regulation/local-authorities

Tel: **0300 061 6161** • Email: enquiries@cqc.org.uk

Web: www.cqc.org.uk

Write to: CQC National Customer Service Centre,
Citygate, Gallowgate,
Newcastle upon Tyne NE1 4PA

Out-of-county care

You can choose a care home outside your home county, if you wish. You may want to be closer to friends, family or simply want to relocate to another part of the country.

If your care home place is state funded, speak to the local authority about who is responsible for your care fees, especially if you choose a care home in another region.

Any home you choose must be suitable for your assessed needs and comply with the paying authority's terms and conditions. You should seek further advice before making your decision.

For help finding care providers in Leicester, Leicestershire, Rutland and other regions, visit this Directory's website at www.carechoices.co.uk to search for care which meets your requirements.

Protecting adults at risk of abuse

An adult at risk of abuse is a person aged 18 years or over who has care and support needs and is experiencing or is at risk of abuse or neglect. As a result of their needs for care and support, the person is unable to protect themselves from the risk or experience of abuse or neglect.

What is adult abuse?

Abuse is mistreatment that violates a person's human and civil rights. The abuse can vary from treating someone with disrespect in a way which significantly affects the person's quality of life, to causing actual physical harm or suffering.

It can happen anywhere – at home, in a care home or care home with nursing, a hospital, in the workplace, at a day centre or educational establishment, in supported housing or in the street.

Forms of abuse could be physical, sexual,

psychological, discriminatory, financial or neglect.

It could also cover issues of modern slavery, domestic abuse, self-neglect and organisational abuse – this may range from one-off incidents to ongoing ill treatment. It can be through neglect or poor professional practice.

Who might be causing the abuse?

The person who is responsible for the abuse may be known to the person abused and could be:

- a care worker or volunteer;
- a health, social care or other worker;
- a relative, friend or neighbour;
- another resident or person drawing on support; or
- an occasional visitor or someone who is providing a service.

If you think someone is being abused, call:

- Leicester City Council on **0116 454 1004** (24 hours a day); or
- Leicestershire County Council on **0116 305 0004** (Monday to Thursday, 8.30am to 5.00pm; and Friday, 8.30am to 4.30pm).

In Rutland, call **01572 758341** (Monday to Thursday, 8.30am to 5.00pm; and Friday, 8.30am to 4.30pm) or visit <https://socialcare.rutland.gov.uk/web/portal/pages/safeguardinginfo>

Your concerns will be taken seriously and will receive prompt attention, advice and support.

Outside these hours:

- call the Emergency Duty teams in Leicester (**0116 454 1004**), Leicestershire (**0116 305 0888**) and Rutland (**0116 454 1004**);
- leave a message on the answerphone; or
- call the police on **101**, or **999** if it is an emergency.

If the abuse is also a crime such as assault, racial harassment, rape or theft you should involve the police. If the police are involved, adult social care will work with them and you to provide support.

You can also:

- contact the Care Quality Commission (CQC) on **0300 061 6161** if the adult at risk of abuse is living in a registered care home, care home with nursing or receiving home care services; or

- let a public service professional, such as a social worker, community nurse, GP, probation officer or district nurse know your concerns. They have responsibilities under the Leicester, Leicestershire and Rutland Safeguarding Adults Multi Agency Policies and Procedures (MAPP) and can advise you about what to do next.

The Disclosure and Barring Service (DBS)

There is a system for checking all those intending to work or working with children and vulnerable adults. The DBS combines the criminal records checking and barring functions to prevent unsuitable people working with children or adults with care and support needs. For more information, visit www.gov.uk/government/organisations/disclosure-and-barring-service

Care home owners, home care agencies and employment agencies who supply care workers are required to request checks as part of a range of pre-employment checks, including disclosures from the DBS.

Care providers and suppliers of care workers are also required to refer workers to the DBS where, in their view, the individual has been guilty of misconduct which harmed or placed at risk of harm, an adult with care and support needs.

People who know they are confirmed on the list but seek employment in care positions will face criminal charges including possible imprisonment. It is also an offence for an employer or voluntary organisation to knowingly employ a barred person in a regulated activity role.

Search for care in your area

With so many providers to choose from, where do you start?

- Find care providers quickly and easily
- Search by location and care need
- Information on care quality
- Links to inspection reports
- Additional information, photos and web links
- Brochure requests



Scan to search now

East Midlands Care (EMCARE)



This publication provides you with a lot of information regarding care providers and their services within

Leicester, Leicestershire and Rutland (LLR), which the association welcomes and supports.

Being a member of EMCARE demonstrates that a provider has access to all the facilities below, in order to enhance their offering in care.

EMCARE supports high-quality care in Leicester, Leicestershire and Rutland, and is the local care association specifically representing and supporting CQC-registered care providers in these areas. Its members are from large and small organisations from the independent and voluntary sectors. EMCARE has been running for over 40 years and is an affiliated member of Care England and a member of the Care Association Alliance.



EMCARE supports its members by:

- providing impartial and practical support and advice on the differing issues that providers face on a daily basis and in times of difficulty;
- sharing, exchanging, signposting and providing accessible information, knowledge and advice;
- providing members with advance notice of forthcoming changes to policy, legislation and regulatory requirements, and assisting members in their understanding and interpretation of these;
- helping with understanding the implications of local contracts, eligibility criteria and funding; and
- representing members' views to commissioners, inspectors and other key bodies in relation to care fees, care home contracts, compliance, safeguarding, commissioning, workforce and more.

Members benefit from:

- presentations by invited speakers on current topics at our regular meetings (face to face and virtual);
- regular email updates;
- networking and peer-to-peer support;
- closed Facebook group;
- support from the association's executive board;
- free initial phone advice from legal advisers on employment, commercial and regulatory issues;
- information regarding grant funding and new initiatives;
- special members rates from partnership suppliers for services and products;
- two free tickets for attendance at EMCARE's annual care conference; and
- full access to the website.

EMCARE is currently leading the:

- Independent Care Home Trusted Assessor project within the University Hospitals of Leicester (UHL), working with and assisting Leicestershire County Council, UHL and care homes in the county to support and facilitate effective, timely and safe re-admissions and new admissions to county care homes;
- Better Care Better Security programme offering free support to complete the Digital Security Protection Toolkit (DSPT) enabling providers to use NHS mail and access Electronic Patient Records (EPR) via SystemOne; and
- International recruitment programme supporting LLR, delivering free support and funding from the DHSC.

EMCARE encourages membership from all care providers in Leicester, Leicestershire and Rutland – to develop a collective voice to share knowledge and experiences. In addition, membership demonstrates to prospective residents, their families and key bodies that the provider is actively

well informed and well led with current and up-to-date good practice. Membership is open to all independent and voluntary sector organisations registered with the Care Quality Commission.

For further information regarding **EMCARE**, its initiatives and membership benefits, visit **www.emcare.org.uk** or contact the Chairman, Harj Nanuwa, or the Membership Secretary on **0116 482 6669/07979 004942** or email **admin@emcare.org.uk**



**WE
ARE
FAMILY**

*Don't rule
yourself out*

There are currently over 750 children and young people in care across Leicestershire. Can you help just one of them by providing space, time, and attention?

Find out more at **FosteringLeicestershire.com**
or text **WeAreFamily** to **60777**



0116 305 0505

text
'WeAreFamily'
to 60777

Fostering
Leicestershire.com

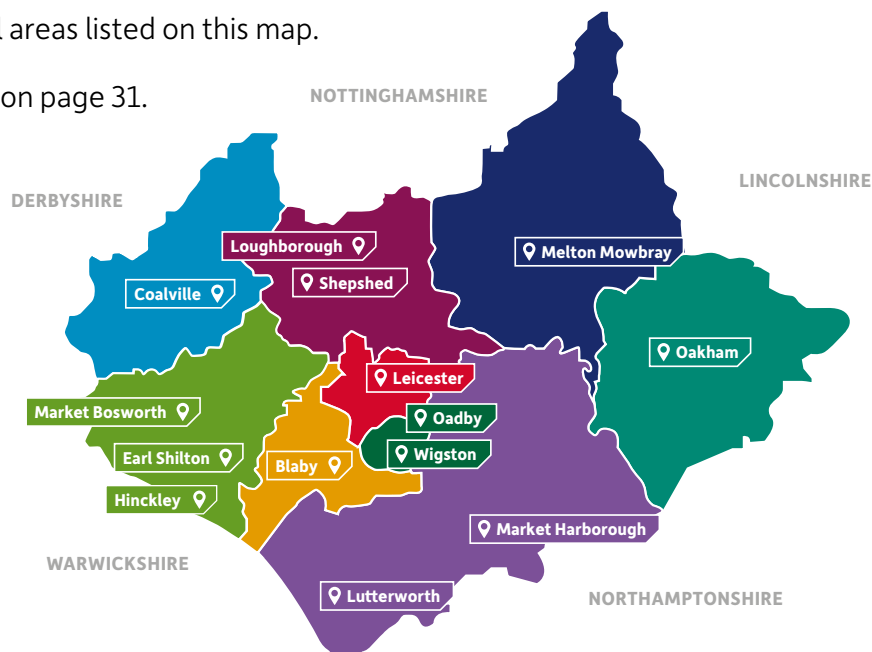
 Leicestershire
County Council

20720

Residential care in Leicester, Leicestershire and Rutland

This Directory is divided into the geographical areas listed on this map.

Home care providers can be found beginning on page 31.



<p>Blaby</p> <p>Care homes Below</p> <p>Care homes with nursing 75</p>	<p>Hinckley and Bosworth</p> <p>Care homes 80</p> <p>Care homes with nursing 83</p>	<p>North West Leicestershire</p> <p>Care homes 90</p> <p>Care homes with nursing 91</p>
<p>Charnwood</p> <p>Care homes 76</p> <p>Care homes with nursing 78</p>	<p>Leicester City</p> <p>Care homes 83</p> <p>Care homes with nursing 89</p>	<p>Oadby and Wigston</p> <p>Care homes 91</p> <p>Care homes with nursing 92</p>
<p>Harborough</p> <p>Care homes 79</p> <p>Care homes with nursing 79</p>	<p>Melton</p> <p>Care homes 89</p> <p>Care home with nursing 90</p>	<p>Rutland</p> <p>Care homes 92</p> <p>Care homes with nursing 93</p>

Blaby care homes

Alexandra House – Leicester

1 Narborough Road, Huncote,
Leicester LE9 3AW
Tel: 0116 275 3669

Places: 17

OP D PD MH SI

Chataway Care Home

4 East Avenue, Whetstone, Leicester LE8 6JG
Tel: 0116 284 8306

Places: 14

OP PD YA

Ashmore Grange Care Home

Tay Road, Lubbethorpe, Leicester LE19 4BF
Tel: 0116 507 8487
Web: www.ashmoregrange.co.uk

Places: 71

OP D PD

Cherrytree Residential Home

123 Station Road, Countesthorpe,
Leicester LE8 5TD
Tel: 0116 277 7960
Web: www.karahealthcare.com

Places: 40

OP PD MH YA

Service OP Older people (65+) D Dementia PD Physical disability LDA Learning disability, autism
User Bands MH Mental health SI Sensory impairment YA Younger adults AD People who misuse alcohol or drugs

Clarefield House 42 Clarefield Road, Leicester LE3 6FA Tel: 01902 902865	Places: 1 OP LDA YA	Tavey House 4 Grove Road, Whetstone, Leicester LE8 6LN Tel: 0116 284 8606 Web: www.taveyhouse.co.uk	Places: 18 OP D MH YA
Enderby Grange Sparsis Gardens, Narborough LE19 2BQ Tel: 0116 275 2555 Web: www.midlandscare.co.uk	Places: 40 OP D PD MH	Waring Close 1-3 Waring Close, Glenfield, Leicester LE3 8PZ Tel: 0116 287 8330 Web: www.macintyrecharity.org	Places: 16 LDA
Famille House 4 Station Road, Kirby Muxloe, Leicester LE9 2EJ Tel: 0116 239 4012 Web: www.salutemcareandeducation.co.uk	Places: 16 LDA	West View Care Home 136 Leicester Road, Glen Parva, Leicester LE2 9HG Tel: 0116 277 3896 Web: www.midlandscare.co.uk	Places: 19 OP D LDA MH
Heathcotes (Glenfield) 20 Groby Road, Glenfield, Leicester LE3 8GJ Tel: 0116 287 7837	Places: 6 PD LDA MH SI YA	Whetstone Grange 148 Enderby Road, Whetstone, Leicester LE8 6JJ Tel: 0116 247 7007	Places: 38 OP D PD MH
Heathcotes (Kirby Muxloe) 6 Barry Drive, Kirby Muxloe, Leicester LE9 2HG Tel: 0116 224 5971	Places: 7 LDA MH	Willow House 22 Tredington Road, Glenfield, Leicester LE3 8EP Tel: 0116 232 1971	Places: 6 LDA YA
Kirby House Kirby Lane, Kirby Muxloe, Leicester LE9 2JG Tel: 0116 239 4286 Advert page 82	Places: 41 OP D PD MH SI YA	Woodheyes 231 Hinckley Road, Leicester Forest East, Leicester LE3 3PH Tel: 0116 238 7371 Web: www.woodheyes.co.uk	Places: 38 OP D SI
Manse, The 2 King Street, Whetstone, Leicester LE8 6LS Tel: 0116 231 8720 Web: www.mosaic1898.co.uk	Places: 4 OP PD LDA SI YA	Woodway House 11 Enderby Road, Blaby, Leicester LE8 4GD Tel: 0116 277 3890 Web: www.woodwayhouse.co.uk	Places: 32 OP D YA
Portland House Portland Road, Kirby Muxloe, Leicester LE9 2EH Tel: 0116 239 3056	Places: 19 OP D MH YA		
Synergy Leicester Care and Support Ltd 452 Groby Road, Leicester LE3 9QB Tel: 0116 319 3823	Places: 12 OP D PD MH SI YA		

Blaby care homes with nursing

Aylesham Court Care Home 195 Hinckley Road, Leicester Forest East, Leicester LE3 3PH Tel: 0116 298 9665 Web: www.bupa.co.uk	Places: 60 OP PD YA	Langdale House Ltd 6 Church Street, Sapcote, Leicester LE9 4FG Tel: 01455 274544 Web: www.langdalecarehomes.co.uk	Places: 31 OP D PD MH SI YA
Barons Park Care Desford Lane, Kirby Muxloe, Leicester LE9 2BE Tel: 0116 238 7337 Web: https://prime-life.co.uk Advert pages 62 & 63	Places: 46 OP D MH YA		



Service **OP** Older people (65+) **D** Dementia **PD** Physical disability **LDA** Learning disability, autism
User Bands **MH** Mental health **SI** Sensory impairment **YA** Younger adults **AD** People who misuse alcohol or drugs

Abbeyfield Loughborough Places: 31
42-44 Westfield Drive, Loughborough LE11 3QL
Tel: 01509 266605 **OP D YA**
Web: www.abbeyfieldloughborough.co.uk

Acorn Close Places: 23
2 Cotton Mill Crescent, Shepshed LE12 9DR
Tel: 01509 504279 **PD LDA MH YA**
Web: https://prime-life.co.uk **Advert pages 62 & 63**

Ash Tree Places: 6
81 Leicester Road, Shepshed, Loughborough LE12 9DF
Tel: 01509 650169 **OP D LDA**

Ashford House Places: 27
34-36 Station Road, Rearsby, Leicester LE7 4YY
Tel: 01664 424519 **OP D PD MH**

Ayeesha-Raj Care Home Places: 20
86 Loughborough Road,
Mountsorrel, Loughborough LE12 7AU
Tel: 01509 412570 **PD LDA MH**

Barkby Road
220 Barkby Road, Syston, Leicester LE7 2AJ
Tel: 0116 260 5088 **LDA YA**

Big House, The Places: 4
236 Beaumanor Road, Leicester LE4 5QB
Tel: 0116 273 8848 **PD LDA SI YA**
Web: www.woodleighhealth.co.uk

Cedar House Care Home Places: 45
249 Station Road, Rothley, Leicester LE7 7LD
Tel: 0116 230 3066 **OP**

Cedar Mews Places: 73
67 Hallam Fields Road, Birstall, Leicester LE4 3LX
Tel: 0116 267 4835 **OP D PD YA**
Web: www.cedarmews.co.uk

Charnwood Lodge Places: 5
Woodhouse Lane, Nanpantan, Loughborough LE11 3YG
Tel: 01509 890184 **OP LDA MH YA**
Web: www.priorygroup.com

Croft House Places: 6
138 Leicester Road, Thurstaston LE7 7JJ
Tel: 0116 236 8666 **LDA YA**
Web: www.voyagecare.com

Damascus House Places: 12
517 Loughborough Road, Birstall, Leicester LE4 4BJ
Tel: 0116 267 1173 **LDA**

Freedom Care Ltd – 362 Park Road Places: 1
362 Park Road, Loughborough LE11 2HN
Tel: 0116 366 9655 **LDA**
Web: www.freedomcare.org

Freedom Care Ltd – 68 Conway Drive Places: 4
68 Conway Drive, Shepshed LE12 9PP
Tel: 01509 557887 **LDA MH YA**
Web: www.freedomcare.org

Gilburn Places: 8
53 Ashby Road, Shepshed LE12 9BS
Tel: 01509 506306 **LDA MH YA**
Web: www.dignushealthcare.com

Glebe Cottage Places: 3
9 Shelley Street, Loughborough LE11 5LD
Tel: 01509 265528 **OP LDA YA**
Web: www.glebe-house.org.uk

Hadrian House Places: 43
Garden Street, Thurmaston, Leicester LE4 8DS
Tel: 0116 269 4397 **Advert page 82 OP D PD MH SI YA**

Highbury Residential Home Places: 27
38 Mountsorrel Lane, Sileby, Loughborough LE12 7NF
Tel: 01509 813692 **OP D LDA MH YA**

Huntingdon Court Places: 43
Regent Street,
Loughborough LE11 5BA **Advert page 82**
Tel: 01509 217474 **OP D PD LDA MH SI YA**

King Street – Care Home Physical Disabilities Places: 17
61/63 King Street, Sileby LE12 7LZ
Tel: 01509 817750 **OP PD LDA YA**
Web: www.leonardcheshire.org

Lester Court Places: 10
2a Storer Road, Loughborough LE11 5EQ
Tel: 01509 230622 **PD MH YA**
Web: www.accomplish-group.co.uk

Lingdale Lodge Places: 48
Lingdale, East Goscote LE7 3XW
Tel: 0116 260 3738 **OP D PD MH**

Service **OP** Older people (65+) **D** Dementia **PD** Physical disability **LDA** Learning disability, autism
User Bands **MH** Mental health **SI** Sensory impairment **YA** Younger adults **AD** People who misuse alcohol or drugs

Longcliffe Care Home

300 Nanpantan Road, Nanpantan,
Loughborough LE11 3YE
Tel: 01509 236256
Web: www.longclifftech.co.uk

Places: 42

OP PD

Pear Tree Grove

97 Fosse Way, Syston, Leicester LE7 1NH
Tel: 0116 269 8686

Places: 10

OP LDA YA

Marwood Residential Home

57 Ashby Road Central, Shepshed,
Loughborough LE12 9BS
Tel: 01509 600625 **Advert below**
Web: www.marwoodresidentialhome.co.uk

Places: 24

OP PD

Pinglenook Residential Home

229 Sileby Road, Barrow upon Soar,
Loughborough LE12 8LP
Tel: 01509 813071

Places: 16

OP D SI YA

Mountview Care Home

1093 Loughborough Road, Rothley, Leicester LE7 7NL
Tel: 0116 303 3303
Web: www.idealcarehomes.co.uk

Places: 66

OP D

Primrose Lodge

Lingdale, East Goscote LE7 3XW
Tel: 0116 269 7871

Places: 15

OP D PD

Northfield House Residential Home

1362 Melton Road, Syston, Leicester LE7 2EQ
Tel: 0116 260 7107

Places: 19

OP D PD

Quarry Hill Grange Residential Home

Watling Street, Mountsorrel,
Loughborough LE12 7BD
Tel: 0116 230 2102

Places: 23

OP

Old Station Close

Unit 1, Old Station Close, Shepshed,
Loughborough LE12 9NJ
Tel: 01509 506218
Web: www.prime-life.co.uk **Advert pages 62 & 63**

Places: 21

LDA MH YA AD

Quorn Orchards Care Home

11 School Lane, Quorn, Loughborough LE12 8BL
Tel: 01509 413094

Places: 30

OP

Roman Park

99 Fosse Way, Syston LE7 1NH
Tel: 0116 220 7338

Places: 14

OP PD LDA YA

Orchard Court

3a Orchard Gardens, Thurmaston, Leicester LE4 8NS
Tel: 0116 264 0086
Web: www.ibchealthcare.co.uk

Places: 20

OP PD LDA SI YA

Rose Cottage Rest Home

136 Rothley Road, Mountsorrel,
Loughborough LE12 7JX
Tel: 0116 230 2860

Places: 17

OP SI YA



Award winning elderly care in Loughborough...






Providing high quality care in the Shepshed, Loughborough area

The staff are incredible and their happiness and smiles don't fade even after the longest days.

RB (Granddaughter of Resident)



- ♥ 24 hour short or long-term residential care
- ♥ A comfortable home-from-home environment
- ♥ A bespoke care package tailored to meet your needs
- ♥ An experienced and dedicated staff team
- ♥ A holistic approach to care provision, focussing on promotion of independence and choice
- ♥ An inclusive culture welcoming family and friends into our home
- ♥ We understand that it is a huge decision to move into 24 hour care so we offer trial days to help you make the transition

For more information, please contact our friendly team: ☎ 01509 600625

🌐 www.preciouscarehomes.uk ✉ info@preciouscarehomes.uk

🏠 Marwood Residential Home, 57 Ashby Road Central, Shepshed, Loughborough, LE12 9BS

Stadon Road
– Care Home Physical Disabilities Places: 7
 42 Stadon Road, Anstey, Leicester LE7 7AY
 Tel: 0116 235 2457 **OP PD LDA YA**
 Web: www.leonardcheshire.org

Syston Lodge Residential Home Places: 25
 6 Oxford Street, Syston, Leicester LE7 2AS
 Tel: 0116 260 3550 **OP PD**

Westroyd Care Home Places: 31
 Tickow Lane, Shepshed, Loughborough LE12 9LY
 Tel: 01509 650513 **OP D PD MH YA**
 Web: www.crowncaregroup.co.uk

White Acres Places: 12
 15 Leicester Road, Shepshed LE12 9DF
 Tel: 01509 502845 **OP LDA MH YA**
 Web: www.prime-life.co.uk **Advert pages 62 & 63**

Woodthorpe Lodge Places: 66
 54 John Boden Way, Woodthorpe,
 Loughborough LE11 2ER
 Tel: 01509 274027 **OP D MH SI YA**
 Web: www.idealcarehomes.co.uk

Wymeswold Manor Places: 32
 London Lane, Wymeswold LE12 6UB
 Tel: 0115 981 9080 **OP D**

Charnwood care homes with nursing

Aarons Specialist Unit Places: 22
 Epinal Way Care Centre, Epinal Way,
 Loughborough LE11 3GD
 Tel: 01509 212666 **OP D PD MH SI YA**
 Web: www.rushcliffecare.co.uk

Beaumanor Nursing Home Places: 53
 Cartwright Street, Loughborough LE11 1JW
 Tel: 01509 239443 **OP D PD SI**
 Web: www.rushcliffecare.co.uk

Charnwood Oaks Nursing Home Places: 84
 Sullington Road, Shepshed LE12 9JG
 Tel: 01509 600500 **Advert pages 62 & 63** **OP D YA**
 Web: https://prime-life.co.uk

Hall, The Places: 24
 Epinal Way Care Centre, Epinal Way,
 Loughborough LE11 3GD
 Tel: 01509 216616 **MH YA AD**
 Web: www.rushcliffecare.co.uk

Jasmine Court Nursing Home Places: 66
 Nottingham Road, Loughborough LE11 1EU
 Tel: 01509 265141 **OP D PD MH SI YA**
 Web: www.rushcliffecare.co.uk

Lonsdale Mews Places: 64
 Farley Way, Quorn, Loughborough LE12 8XS
 Tel: 0333 999 2569 **OP D PD YA**
 Web: www.careww.co.uk/hunters-lodge

Matthews Neurorehab Unit Places: 38
 Epinal Way Care Centre, Epinal Way,
 Loughborough LE11 3GD
 Tel: 01509 217666 **OP PD SI YA**
 Web: www.rushcliffecare.co.uk

Willows, The Places: 60
 14-16 The Lant, Shepshed,
 Loughborough LE12 9PD
 Tel: 01509 650559 **OP PD YA**
 Web: https://3abcare.co.uk



Service **OP** Older people (65+) **D** Dementia **PD** Physical disability **LDA** Learning disability, autism
User Bands **MH** Mental health **SI** Sensory impairment **YA** Younger adults **AD** People who misuse alcohol or drugs

Harborough care homes

Advertisers are highlighted

<p>Brook House Care Home 15 Bell Lane, Husbands Bosworth, Lutterworth LE17 6LA Tel: 01858 880247 Web: https://3abcare.co.uk</p>	Places: 41 OP D	<p>Kibworth Knoll 12 Fleckney Road, Kibworth, Leicester LE8 OHE Tel: 0116 279 3879 Web: www.kibworthknoll.co.uk</p>	Places: 36 OP D PD
<p>Charnwood Park Residential Home 164 Charnwood Road, Barwell, Leicester LE9 8FU Tel: 01455 844770 Web: www.charnwoodpark.co.uk</p>	Places: 11 OP PD SI	<p>Lenthall House Lenthall Square, Market Harborough LE16 9LQ Tel: 01858 463204</p>	Places: 40 Advert page 82 OP D PD LDA MH SI YA
<p>Grange Residential Home, The Smeeton Road, Saddington, Leicester LE8 0QT Tel: 0116 240 2264</p>	Places: 50 OP D PD SI YA	<p>Lodge Residential Home, The Grange Lane, Thurnby LE7 9PH Tel: 0116 241 9333 Web: www.thelodgethurnby.co.uk</p>	Places: 32 OP D PD LDA SI YA
<p>Hallaton Manor Ltd Cranoe Road, Hallaton LE16 8TZ Tel: 01858 555271 Web: www.hallatonmanor.com</p>	Places: 41 OP D PD LDA MH YA AD	<p>Lutterworth Country House Care Home 2 Ashby Lane, Bitteswell, Lutterworth LE17 4LS Tel: 01455 558355 Web: www.prime-life.co.uk</p>	Places: 66 Advert pages 62 & 63 OP YA
<p>Hérons Lodge 138 Northampton Road, Market Harborough LE16 9HF Tel: 01858 465441 Web: www.mentaur.co.uk</p>	Places: 10 LDA MH YA	<p>Oat Hill Mews Leicester Road, Market Harborough LE16 7AX Tel: 01858 894794 Web: www.careuk.com</p>	Places: 76 OP D PD YA
<p>Hunters Lodge 26 Berridges Lane, Husbands Bosworth, Lutterworth LE17 6LE Tel: 01858 880538 Web: www.mavenhealthcare.co.uk/locations/hunters-lodge-care-home-lutterworth</p>	Places: 17 OP D PD LDA SI YA	<p>Rosewood Manor 58 Coventry Road, Market Harborough LE16 9BZ Tel: 01923 624154 Web: www.rosewoodmanor.co.uk</p>	Places: 70 OP D PD
<p>Kibworth Court Smeeton Road, Kibworth LE8 0LG Tel: 0116 279 2828 Web: www.newbloom.co.uk</p>	Places: 45 OP D	<p>Woodmarket House Woodmarket, Lutterworth LE17 4BZ Tel: 01455 552678</p>	Places: 42 Advert page 82 OP D PD LDA MH SI YA

Harborough care homes with nursing

<p>Oat Hill Mews Leicester Road, Market Harborough LE16 7AX Tel: 01858 894794 Web: www.careuk.com</p>	Places: 76 OP D PD	<p>Peaker Park Care Village Trojan Place, Rockingham Road, Market Harborough LE16 7FP Tel: 01858 414460 Web: www.prime-life.co.uk</p>	Places: 137 Advert pages 62 & 63 OP D PD MH SI YA
--	------------------------------	--	---

Service	OP Older people (65+)	D Dementia	PD Physical disability	LDA Learning disability, autism
User Bands	MH Mental health	SI Sensory impairment	YA Younger adults	AD People who misuse alcohol or drugs

Sutton in the Elms

34 Sutton Lane, Sutton-in-the-Elms,
Leicester LE9 6QF
Tel: 01455 286577
Web: www.langdalecarehomes.co.uk

Places: 43

OP D PD MH SI YA

Willows Nursing and Residential Home, The

107 Coventry Road,
Market Harborough LE16 9BX
Tel: 01858 463177
Web: www.willowsnursinghome.co.uk

Places: 57

Advert page 81

OP D PD MH SI YA

Hinckley and Bosworth care homes

Bethel/Bethesda Residential Home

Equity Road East, Earl Shilton LE9 7FY
Tel: 01455 847505

Places: 34

OP D

Granville Gardens Care Home

Granville Gardens, Hinckley LE10 OJD
Tel: 07852 265111
Web: www.granvillegardens.co.uk

Places: 67

OP D PD

Harvey House

Church Lane, Barwell,
Leicester LE9 8DG
Tel: 01455 843575

Places: 44

Advert page 82

OP D PD LDA MH SI YA

Hayes Close

9 Hayes Close, Whitwick,
Coalville LE67 5PJ
Tel: 01530 837444
Web: www.rushcliffecare.co.uk

Places: 7

PD LDA SI YA

Hinckley House Care Home

Tudor Road, Hinckley LE10 0EH
Tel: 0116 404 2025
Web: www.averyhealthcare.co.uk

Places: 60

OP D PD YA

Honeysuckle Farm

Desford Road, Newtown Unthank LE9 9FL
Tel: 01455 828575
Web: www.salutemcareandeducation.co.uk

Places: 15

PD LDA

Jubilee Villa

48 Mill Street, Barwell, Leicester LE9 8DW
Tel: 01455 843510
Web: www.heroiccare.com

Places: 5

PD LDA YA

Kingly Croft

11 Mount Road, Hinckley LE10 1AD
Tel: 01455 613823
Web: https://activecaregroup.co.uk

Places: 6

OP PD MH SI YA

Kingly House

13-19 Mount Road, Hinckley LE10 1AD
Tel: 01455 613823
Web: www.activecaregroup.co.uk

Places: 17

OP PD YA

Kingsfield Court Care Home

40 High Street, Earl Shilton,
Leicester LE9 7DG
Tel: 01455 360220
Web: www.acaciacare.co.uk

Places: 70

OP D PD

Kirby Grange Residential Home

Markfield Lane, Botcheston,
Near Leicester LE9 9FG
Tel: 01455 824167
Web: www.kirbygrange.co.uk

Places: 31

OP D PD MH SI YA

Maple House

15 Mill Drive, Ratby, Leicester LE6 OJH
Tel: 0116 238 6302

Places: 5

LDA YA

Moat House

New Road, Burbage, Hinckley LE10 2AW
Tel: 01455 633271
Web: www.adeptcarehomes.co.uk

Places: 101

OP D PD MH SI YA

Orchard House

Weston Drive, Market Bosworth CV13 0LY
Tel: 01455 292988

Places: 30

OP D PD

Orchard Lodge

Haven Road, Market Bosworth,
Nuneaton CV13 0LY
Tel: 0115 981 9080

Places: 6

OP LDA YA

ParkHouse Grange

47 Park Road, Earl Shilton, Leicester LE9 7EP
Tel: 01455 851222
Web: www.midlandscare.co.uk

Places: 40

OP D PD MH

Service OP Older people (65+) D Dementia PD Physical disability LDA Learning disability, autism
User Bands MH Mental health SI Sensory impairment YA Younger adults AD People who misuse alcohol or drugs

The Willows

NURSING AND RESIDENTIAL HOME



CARING FOR THOSE YOU CARE ABOUT

We pride ourselves on being a well established, family run home offering personalised nursing and residential support, set in beautiful grounds.

Our professional, dedicated team offers 24 hour care for a variety of needs and disabilities including Palliative care, Physical conditions and Dementia.

We have been awarded continued accreditation with the prestigious 'Investors in People' and are a platinum awarded Gold Standards framework accredited Home, as well as being accredited to the highest level of food hygiene.

We offer homely facilities, home cooked meals and qualified professional care at all times.

What people say about our service:

"A huge thank you to all of you for your sustained, professional, and above all compassionate and affectionate care for him over the past three and a half years."

"I cannot put into words how impressed I have been in the way each of you made Mum's time at The Willows as comfortable as possible."



INVESTOR IN PEOPLE



the gold standards
framework



FOR PROFESSIONAL ADVICE CONTACT US TODAY

01858 463177 • admin@willowsnursinghome.co.uk

www.willowsnursinghome.co.uk

105 - 107 Coventry Road, Market Harborough LE16 9BX



LEICESTERSHIRE COUNTY
CARE



Our Locations

- Leicester
- Evington
- Wigston
- Thurmaston
- Loughborough
- Leicester Forest East
- Market Harborough Coalville
- Lutterworth
- Barwell

Choosing The Right Care Home

Leicestershire County Care offers ideal homes for you or your loved ones. We take pride in delivering uncompromised care, committing to the highest standards in accommodation and facilities within a welcoming and relaxed environment.

Scan The QR Code To Find A
Home



Start your journey with us today

01702 433335

Head Office: 57-59 Avenue Road,
Westcliff on Sea, Essex SS0 7PJ

Residential

We Offer
Dementia

Respite

<p>Rosedale Care Home Ltd 4 Vicarage Street, Whitwick Coalville LE67 5GZ Tel: 01530 837794</p>	<p>Places: 7</p> <p>LDA</p>	<p>Village Care Home, The 111 Melbourne Road, Ibstock LE67 6NN Tel: 01455 290257</p>	<p>Places: 13</p> <p>OP PD SI YA</p>
<p>Saffron House 2A High Street, Barwell, Leicester LE9 8DQ Tel: 01455 842222</p>	<p>Places: 48</p> <p>OP D PD YA</p>	<p>Willows Residential Home (Hinckley), The 89 London Road, Hinckley LE10 1HH Tel: 01455 615193 Web: www.hc-one.co.uk</p>	<p>Places: 40</p> <p>OP D PD YA</p>
<p>Trees, The Deveron Way, Hinckley LE10 0XD Tel: 0116 305 7351 Web: www.leicestershire.gov.uk</p>	<p>Places: 19</p> <p>OP D PD LDA MH SI YA</p>	<p>Woodrowe House Ratby Lane, Markfield LE67 9RN Tel: 01530 234146 Web: www.woodrowehealthcare.co.uk</p>	<p>Places: 37</p> <p>OP PD MH SI YA</p>

Hinckley and Bosworth care homes with nursing

<p>Ashton Care Home, The John Street, Hinckley LE10 1UY Tel: 01455 233350</p>	<p>Places: 72</p> <p>OP D PD MH SI YA</p>	<p>Hinckley Park Nursing Home 67 London Road, Hinckley LE10 1HH Tel: 01455 615252 Web: www.hc-one.co.uk/homes/hinckley-park</p>	<p>Places: 40</p> <p>OP D PD YA</p>
<p>Bosworth Court Care Home Station Road, Market Bosworth CV13 0JP Tel: 01455 290867</p>	<p>Places: 42</p> <p>OP D PD MH SI YA</p>	<p>See page 58 for more information about care homes with nursing.</p>	

Leicester City care homes

Advertisers are highlighted

<p>A S Care 138 Westcotes Drive, Leicester LE3 0QS Tel: 0116 233 4300 Web: www.mauricare.com</p>	<p>Places: 25</p> <p>OP D PD MH SI</p>	<p>Agnes House Hinckley Road, Leicester LE3 0UX Tel: 0116 255 9174 Web: www.wygggestons.org.uk</p>	<p>Places: 26</p> <p>OP PD SI</p> <p>Advert page 60</p>
<p>Abberdale Ltd T/A Abberdale House 165-169 Hinckley Road, Leicester LE3 0TF Tel: 0116 291 5660 Advert below Web: www.abberdaleresidentialhome.co.uk</p>	<p>Places: 25</p> <p>OP D PD MH YA</p>	<p>Alston House 380 Aylestone Road, Leicester LE2 8BL Tel: 0116 291 5601 Web: https://midlandscare.co.uk</p>	<p>Places: 19</p> <p>OP D PD LDA MH SI YA</p>
<p>Abbey House Stokes Drive, Leicester LE3 9BR Tel: 0116 231 2350</p>	<p>Places: 37</p> <p>Advert page 82</p> <p>OP D PD MH SI YA</p>	<p>Arbor House High Street, Evington, Leicester LE5 6SH Tel: 0116 273 9033 Advert page 82</p>	<p>Places: 40</p> <p>OP D PD MH SI YA</p>

ABBERDALE

RESIDENTIAL HOME

At Abberdale, we are specialists in **dementia** and **mental health care**, providing Long and short term, respite, day and holiday care.

For more information, contact us:
0116 291 5660
manager@abberdaleresidentialhome.co.uk
www.abberdaleresidentialhome.co.uk

Quality care and peace of mind

Our commitment is to promote person centred care to our residents to ensure we provide the **highest level of care** possible.

Abberdale Residential Home
165-169 Hinckley Road,
Leicester
LE3 0TF



Inspected and rated
Good

CareQuality Commission

Ark Care Lodge Ltd, The Places: 18
94-96 Evington Lane, Leicester LE5 5PP
Tel: 0116 273 6950 **LDA**

Ashton Lodge Residential Home Places: 27
3 Daneshill Road, Leicester LE3 6AN
Tel: 0116 262 0075 **OP D PD MH YA**

Asra House Residential Care Home Places: 42
15 Asha Margh, Holden Street, Leicester LE4 5LE
Tel: 0116 266 2727 **OP D PD LDA SI**
Web: www.sanctuary-care.co.uk

Aylestone Grange Places: 10
705-707 Aylestone Road, Leicester LE2 8TG
Tel: 0116 224 9353 **OP MH YA AD**

Barclay Street Places: 6
148 Barclay Street, Leicester LE3 0JB
Tel: 0116 254 7775 **OP LDA YA**

Bow Lodge Places: 4
339 Scraftoft Lane, Leicester LE5 2HU
Tel: 0116 243 3806 **LDA MH YA**

Bradley Hall Places: 60
120 Beaumont Leys Lane, Leicester LE4 2BD
Tel: 0116 232 3291 **OP D YA**
Web: www.idealcarehomes.co.uk

Chantry, The Places: 13
Chantry Lane, Off Groby Road,
Leicester LE3 9QJ
Tel: 0116 366 9655 **LDA MH YA**

Cherre Residential Care Places: 14
2 Daneshill Road, Leicester LE3 6AL
Tel: 0116 251 7567 **PD LDA MH**

Clarendon Beechlands Places: 18
28 Central Avenue, Clarendon Park, Leicester LE2 1TB
Tel: 0116 270 3968 **LDA MH YA**
Web: https://prime-life.co.uk **Advert pages 62 & 63**

Clarendon Mews Care Home Places: 47
Grasmere Street, Leicester LE2 7FS
Tel: 0116 255 2774 **OP D YA**
Web: www.carehomes.uk.net

Cooper House Places: 32
Pasley Road, Leicester LE2 9BT **Advert page 82**
Tel: 0116 278 2341 **OP D PD MH SI YA**

Diamond House Places: 74
80 Bewcastle Grove, Beaumont Leys, Leicester LE4 2JW
Tel: 0116 235 5201 **OP D PD YA**

Diwali Nivas Places: 21
38 Westcotes Drive, Leicester LE3 0QR
Tel: 0116 233 4440 **Advert below** **OP D MH**
Web: www.diwalinivas.co.uk

Elliott Residential Care Home Places: 17
46-48 Highfield Street, Leicester LE2 1AD
Tel: 0116 254 4458 **OP D LDA MH SI YA**
Web: www.elliottcarehome.co.uk

Evington Grange Places: 6
291 Green Lane Road, Leicester LE5 4NG
Tel: 0116 215 2448 **OP MH YA AD**


Evington Home – Pilgrims' Friend Society Places: 30
Grocot Road, Evington, Leicester LE5 6AL
Tel: 0300 303 1455 **OP D PD MH**
Web: www.pilgrimsfriend.org.uk


DIWALI NIVAS
RESIDENTIAL HOME

0116 233 4440

www.diwalinivas.co.uk

38 Westcotes Drive,
Leicester LE3 0QR



Inspected and rated
Good

For an Asian lifestyle and cuisine

At Diwali Nivas, we provide permanent, respite and day care services in a caring, homely atmosphere in which our residents may lead as normal of an Asian lifestyle as possible.

We will ensure the residents privacy, dignity, independence and choices are maintained.

- Gujarati, Hindi and Punjabi speaking staff available 24 hours a day
- Nurse call system and smoke detectors in every room
- Single and Double rooms available • Choice of Asian/vegetarian menus
- In-house entertainment as well as outings and day trips

For more information contact us.

Service **OP** Older people (65+) **D** Dementia **PD** Physical disability **LDA** Learning disability, autism
User Bands **MH** Mental health **SI** Sensory impairment **YA** Younger adults **AD** People who misuse alcohol or drugs

Five Rivers Living Residential Home Places: 50
12 Sangha Close, Leicester LE3 9SW
Tel: 0116 235 3806 **OP D LDA MH YA**
Web: www.fiveriversliving.co.uk

Fosse Court Places: 22
207-211 Fosse Road North, Leicester LE3 5EZ
Tel: 0116 251 8822 **OP D PD LDA MH SI**

George Hythe House Places: 43
1 Croft Road, Leicester LE4 1HA
Tel: 0116 235 0944 **OP D PD LDA MH YA**
Web: www.midlandscare.co.uk

Geraint House Residential Care Home Places: 11
28 Uppingham Road, Leicester LE5 0QD
Tel: 0116 276 5971 **MH YA AD**

Glenfield Woodlands Care Home Places: 17
11 Holmwood Drive, Glenfield Woodlands,
Glenfield, Leicester LE3 9LG
Tel: 0116 287 1696 **OP D PD MH**
Web: www.pearlcare.co.uk

Gokul-Vrandavan Places: 27
12-14 Windsor Avenue, Leicester LE4 5DT
Tel: 0116 261 3346 **OP D PD**

Goodwood Orchard Care Home Places: 21
304 Uppingham Road, Leicester LE5 2BE
Tel: 0116 276 6239 **OP D MH YA**

Graysford Hall Places: 72
11 Elmfield Avenue, Stoneygate, Leicester LE2 1RB
Tel: 0116 478 4530 **OP D PD SI YA**
Web: www.sandersseniorliving.co.uk

Greenfield View Care Home Places: 30
590 Gipsy Lane, Leicester LE5 OTB
Tel: 0116 296 4689 **OP D MH SI YA**

Gwendolen Road Care Home Places: 14
305 Gwendolen Road, Leicester LE5 5FP
Tel: 0116 273 6277 **OP D PD LDA MH YA AD**
Web: www.allagcare.co.uk

Halifax Drive Places: 33
72 Halifax Drive, Leicester LE4 2DP
Tel: 0116 234 0519 **OP LDA YA**
Web: www.priorygroup.com

Hambleton House Places: 18
337 Scraftoft Lane, Leicester LE5 2HU
Tel: 0116 243 3806 **OP D LDA MH YA**

Hamilton House Places: 19
31 Highfield Street, Leicester LE2 1AD
Tel: 0116 221 3181 **MH YA**

Hartington Road Care Home Places: 8
75 Hartington Road, Leicester LE2 0GQ
Tel: 0116 242 5779 **OP D PD LDA MH SI YA AD**

Heartwell House Residential Care Home Places: 18
32 Shaftesbury Avenue, Leicester LE4 5DQ
Tel: 0116 266 5484 **OP MH YA**

Heathcotes (Aylestone) Places: 7
128 Lutterworth Road, Aylestone,
Leicester LE2 8PG
Tel: 0116 277 7658 **PD LDA MH SI YA**

Heathcotes Lutterworth View Places: 8
88 Lutterworth Road, Leicester LE2 8PG
Tel: 0116 283 8854 **PD LDA MH SI YA**

Hollywell Court Residential Home Places: 12
464 London Road, Leicester LE2 2PP
Tel: 0116 270 2252 **OP D MH YA**

Island Place Places: 39
Gooding Avenue, Leicester LE3 1JS
Tel: 0116 285 5518 **OP MH YA**
Web: https://prime-life.co.uk **Advert pages 62 & 63**

Lady Jane Court Care Home Places: 60
1 Monsell Drive, Leicester LE2 8PP
Tel: 0116 404 3141 **OP D PD SI YA**
Web: www.averyhealthcare.co.uk



Service **OP** Older people (65+) **D** Dementia **PD** Physical disability **LDA** Learning disability, autism
User Bands **MH** Mental health **SI** Sensory impairment **YA** Younger adults **AD** People who misuse alcohol or drugs

Lansdowne Road (67-71) Places: 26
67-71 Lansdowne Road, Aylestone, Leicester LE2 8AS
Tel: 0116 283 4025 **OP LDA YA**
Web: www.priorygroup.com

Lester Hall Apartments Places: 33
15 Elms Road, Stoneygate, Leicester LE2 3JD
Tel: 0116 274 5400 **OP D PD MH SI YA AD**
Web: www.lesterhallapartments.co.uk

Magnolia Care Home, The Places: 38
6 Monsell Drive, Aylestone, Leicester LE2 8PN
Tel: 0116 291 5602 **OP D PD LDA MH YA AD**
Web: www.midlandscare.co.uk

Marston Court Places: 22
67-71 Marston Road, Leicester LE4 9FF
Tel: 0116 210 3895 **OP PD LDA MH YA**

Meadow's Court Places: 60
Old Church Street, Old Aylestone, Leicester LE2 8ND
Tel: 0116 224 8888 **OP D PD MH SI YA**
Web: www.kirklandscaregroup.co.uk

Mere Lodge Places: 4
93 Mere Road, Leicester LE5 5GQ
Tel: 0116 251 7441 **LDA**

Mews, The Places: 5
Ratcliffe Road, Leicester LE2 3TE
Tel: 0116 244 8624 **OP LDA MH YA AD**
Web: www.prime-life.co.uk

Milligan Road Places: 8
244 Milligan Road, Leicester LE2 8FD
Tel: 0116 244 2004 **OP D PD LDA YA**
Web: www.chartwelltrustcare.org/chartwellservices/milligan-court

New Wycliffe Home, The Places: 49
111 Gleneagles Avenue, Rushey Mead, Leicester LE4 7YJ
Tel: 0116 266 7093 **OP D PD SI YA**
Web: www.midlandscare.co.uk

Newton House Places: 26
47 Prospect Road, Leicester LE5 3RR
Tel: 0116 251 6112 **LDA MH**

Oak House Places: 11
357 Gwendolen Road, Evington, Leicester LE5 5FP
Tel: 0116 273 1717 **OP MH YA**
Web: www.allagcare.co.uk

Orchard Manor View Places: 30
34 Robert Hall Street, Leicester LE4 5RB
Tel: 0116 319 4460 **OP D YA**
Web: www.orchardmanorview.co.uk

Oval House Places: 24
Gooding Avenue, Leicester LE3 1JS
Tel: 0116 255 8809 **OP D MH YA**
Web: www.prime-life.co.uk **Advert pages 62 & 63**

Pendene House Places: 18
15 Pendene Road, Stoneygate, Leicester LE2 3DQ
Tel: 0116 270 8911 **OP D MH**

Pine View Care Home Places: 12
420 Hinckley Road, Leicester LE3 0WA
Tel: 0116 285 5868 **OP D PD SI**

Prime Life Ltd – 50 Stoneygate Road Places: 23
50 Stoneygate Road, Leicester LE2 2AD
Tel: 0116 270 7276 **MH YA**
Web: www.prime-life.co.uk **Advert pages 62 & 63**

Queens Lodge Places: 4
15 Queens Park Way, Eyres Monsell, Leicester LE2 9RQ
Tel: 0116 278 0148 **LDA MH YA**

Queens Park Care Home Places: 16
15 Queens Park Way, Eyres Monsell, Leicester LE2 9RQ
Tel: 0116 278 0148 **OP PD LDA YA**

Rushey Mead Manor Care and Nursing Home Places: 50
30 Coatbridge Avenue, Leicester LE4 7ZS
Tel: 0116 266 6606 **OP D PD MH SI YA**

Ryedale House Places: 7
410 Narborough Road, Leicester LE3 2FR
Tel: 0116 224 8605 **MH**

Silver Birches Places: 19
85 Lutterworth Road, Aylestone, Leicester LE2 8PJ
Tel: 0116 283 2018 **OP D PD MH**

Service **OP** Older people (65+) **D** Dementia **PD** Physical disability **LDA** Learning disability, autism
User Bands **MH** Mental health **SI** Sensory impairment **YA** Younger adults **AD** People who misuse alcohol or drugs

Skelton Court Places: 15
 41 Ryder Road, Kirby Frith, Leicester LE3 6UJ
 Tel: 0116 261 0663 **OP D PD LDA SI YA**
 Web: www.sanctuary-supported-living.co.uk/find-services/disability/leicestershire/skelton-court

South Lodge Care Home Places: 106
 307 London Road, Leicester LE2 3ND
 Tel: 0116 404 2026 **OP D PD**
 Web: www.averyhealthcare.co.uk

Spencefield Grange Places: 60
 Davenport Road, Evington, Leicester LE5 6SD
 Tel: 0116 241 8118 **OP D PD MH YA**
 Web: www.kirklandscaregroup.co.uk

Spinney Lodge Places: 4
 91 Mere Road, Leicester LE5 5GQ
 Tel: 07713 476811 **LDA MH YA**

St Georges Places: 36
 Ratcliffe Road, Leicester LE2 3TE
 Tel: 0116 274 5115 **OP D YA**
 Web: www.prime-life.co.uk **Advert pages 62 & 63**

Stonesby House Places: 9
 147 Stonesby Avenue, Wigston, Leicester LE2 6TY
 Tel: 0116 283 1638 **OP D PD LDA MH SI YA AD**
 Web: www.stonesbyhouse.co.uk

Stonesby House Ltd Places: 14
 107 Stonesby Avenue, Wigston, Leicester LE2 6TY
 Tel: 0116 283 1638 **OP D PD LDA MH SI YA AD**
 Web: www.stonesbyhouse.co.uk

Stonesby Lodge Places: 12
 109 Stonesby Avenue, Leicester LE2 6TY
 Tel: 0116 283 0128 **MH**

Stoneygate Ashlands Places: 37
 Ratcliffe Road, Leicester LE2 3TE
 Tel: 0116 244 8624 **OP D PD MH SI YA**
 Web: www.prime-life.co.uk **Advert pages 62 & 63**

Stoneygate Oaklands Places: 44
 328 London Road, Leicester LE2 2PJ
 Tel: 0116 270 3454 **OP D PD MH YA**
 Web: www.prime-life.co.uk **Advert pages 62 & 63**

Thurn Court Places: 44
 Thurncourt Road, Thurnby Lodge,
 Leicester LE5 2NG **Advert page 82**
 Tel: 0116 241 3126 **OP D PD MH SI YA**

Venetia House Places: 10
 348 Aylestone Road, Leicester LE2 8BL
 Tel: 0116 283 7080 **LDA MH YA**

Vishram Ghar Places: 44
 120 Armadale Drive, Netherhall, Leicester LE5 1HF
 Tel: 0116 241 9584 **OP D PD MH YA**

Welford Court Places: 14
 458 Welford Road,
 Leicester LE2 6EL **Advert page 91**
 Tel: 0116 270 3482 **OP D MH SI**
 Web: www.welfordcourt.co.uk

Willowbrook Places: 6
 20 Wendys Close, Leicester LE5 2HY
 Tel: 0116 243 3601 **PD LDA MH SI YA AD**
 Web: www.voyagecare.com



Service **OP** Older people (65+) **D** Dementia **PD** Physical disability **LDA** Learning disability, autism
User Bands **MH** Mental health **SI** Sensory impairment **YA** Younger adults **AD** People who misuse alcohol or drugs

Discover
compassion,
care and the
**warmest of
welcomes**

Watermead Rose from MACC Care is a state-of-the-art care home offering professional residential, nursing, respite and dementia care.



**BOOK
A TOUR
TODAY**



**If you are considering care,
for yourself or a loved one,
why not take a personalised tour?**

- Inspirational environment where wellbeing and happiness is prioritised
- Superb amenities including a wellness suite, gym, coffee bar and cinema
- Lovely gardens and tranquil Watermead Country Park backdrop
- Delicious food, good company and varied events and activities

0116 303 2110
sue@macccare.com

Melton Road, Leicester LE4 7SP



Leicester City care homes with nursing

Aaron Court 17 Ramsey Way, Leicester LE5 1SJ Tel: 0116 241 5552 Web: www.abbeyhealthcare.org.uk	Places: 91 OP D PD LDA YA	Hayes Park Nursing Home 2 Crophorne Avenue, Leicester LE5 4QJ Tel: 0116 273 1866	Places: 49 OP D PD YA
Barclay House 165 Barclay Street, Leicester LE3 0JE Tel: 0116 255 3039 Web: www.plans4rehab.com	Places: 29 OP PD MH YA	London Road Specialist Nursing Home 362 London Road, Leicester LE2 2PU Tel: 0116 270 6991 Web: www.cheerhealth.co.uk	Places: 33 OP D PD SI YA
Dane View Care Home with Nursing 165 Glenfield Road, Leicester LE3 6DP Tel: 0116 365 1535 Web: www.bayswoodcare.co.uk	Places: 41 OP D PD LDA MH SI YA	Oakdale Care Ltd Radstone Walk, Rowlatts Hill LE5 4UH Tel: 0116 276 0600 Web: www.langdalecarehomes.co.uk	Places: 63 OP D PD MH SI YA
Everdale Grange 78-80 Lutterworth Road, Leicester LE2 8PG Tel: 0116 299 0225 Web: www.langdalecarehomes.co.uk	Places: 68 OP D PD MH SI YA	Scraptoft Court Care Home 273A Scraptoft Lane, Leicester LE5 2HT Tel: 0116 243 1115	Places: 34 OP D PD MH YA
Greenacre Park 2 Elmdon Drive, Leicester LE5 0BN Tel: 0116 507 3000	Places: 28 OP D PD MH YA	Toller Road 13 Toller Road, Stoneygate, Leicester LE2 3PH Tel: 0116 270 3118 Web: www.cygnetgroup.com	Places: 8 OP LDA MH YA
Harley Grange Nursing Home 25 Elms Road, Leicester LE2 3JD Tel: 0116 270 9946 Web: www.hc-one.co.uk	Places: 34 OP D PD LDA YA	Western Park View Nursing Home 390 Hinckley Road, Leicester LE3 OWA Tel: 0116 247 0032 Web: http://westernparkviewcarehome.co.uk	Places: 60 OP PD
Harley House Care Home Ltd 10-12 Elms Road, Leicester LE2 3JE Tel: 0116 270 3672 Web: www.3abcare.co.uk	Places: 28 OP PD		

Melton care homes

Amwell, The Asfordby Road, Melton Mowbray LE13 OHN Tel: 01664 882525 Web: https://theamwellcare.com	Places: 88 OP D PD MH SI	Egerton Lodge Residential Home Wilton Road, Melton Mowbray LE13 0UJ Tel: 01664 410202	Places: 46 OP D PD MH SI
Broadoak Grange Sandy Lane, Melton Mowbray LE13 OAN Tel: 01664 562008	Places: 33 OP D PD	Framland The Mansion House, 11 Faldo Drive, Melton Mowbray LE13 1RH Tel: 01664 564922 Web: www.newbloom.co.uk	Places: 31 OP D YA
Broadoak Lodge Sandy Lane, Melton Mowbray LE13 OAN Tel: 01664 481120	Places: 27 OP D LDA	Hunter's Lodge Church Lane, Old Dalby, Melton Mowbray LE14 3LB Tel: 01664 823064 Web: www.hunterslodge.org	Places: 36 OP D PD MH SI YA AD

Service	OP Older people (65+)	D Dementia	PD Physical disability	LDA Learning disability, autism
User Bands	MH Mental health	SI Sensory impairment	YA Younger adults	AD People who misuse alcohol or drugs

Melton care homes continued

Mar Lodge Places: 7
26 Nottingham Road, Melton Mowbray LE13 ONP
Tel: 01664 560302 **LDA SI**
Web: www.priorygroup.com

Melton Short Breaks Service Places: 6
21 Victor Avenue, Melton Mowbray LE13 OGG
Tel: 0116 305 5652 **PD LDA SI YA**
Web: www.leicestershire.gov.uk

Scalford Court Care Home Places: 59
Melton Road, Scalford, Melton Mowbray LE14 4UB
Tel: 01664 444696 **OP D PD**
Web: www.scalfordcourt.co.uk

Wilton Manor Places: 59
Leicester Road, Melton Mowbray LE13 ODA
Tel: 01702 559797 **OP D PD SI YA**
Web: www.sandersseniorliving.co.uk

Melton care home with nursing

Advertisers are highlighted

Watermead Rose Care Home Places: 80
514 Melton Road, Leicester LE4 7SP
Tel: 0116 303 2110 **Advert page 88** **OP D PD YA**
Web: www.maccare.com/our-homes/watermead-rose

See page 65 for more information on paying for care homes in Leicester, Leicestershire and Rutland. See page 58 for more information about care homes with nursing.

North West Leicestershire care homes

April Cottage Retirement Home Places: 12
54 Belvoir Road, Coalville LE67 3PP
Tel: 01530 451452 **OP**

Chestnuts, The Places: 14
111 London Road, Coalville LE67 3JE
Tel: 01530 834187 **LDA**
Web: www.thechestnutsresidentialhome.com

Fernleigh Care Home Places: 27
37 Tamworth Road, Ashby-de-la-Zouch LE65 2PW
Tel: 01530 414755 **OP D PD MH YA**

Freedom Care Ltd Places: 4
Private Road off Standard Hill, Hugglescote, Coalville LE67 3HN
Tel: 01530 448470 **LDA YA**
Web: www.accomplish-group.co.uk

Lyndhurst Lodge Residential Home Ltd Places: 19
87 Burton Road, Ashby-de-la-Zouch LE65 2QL
Tel: 01530 563007 **OP**

Oakleigh Residential Home Ltd Places: 30
50 Ashby Road, Moira, Swadlincote DE12 6DJ
Tel: 01283 221048 **OP D PD**

Old School House, The Places: 18
31 Main Street, Thringstone, Coalville LE67 8ND
Tel: 01530 224426 **LDA SI YA**
Web: www.rushcliffecare.co.uk

Rowans Care Home, The Places: 54
Owen Street, Coalville LE67 3DA
Tel: 01530 814466 **OP D PD YA**
Web: www.hc-one.co.uk

Silver Oaks Residential Care Home Places: 19
11 Silver Street, Whitwick, Coalville LE67 5EW
Tel: 01530 815665 **OP D PD**
Web: https://silveroakshome.co.uk

Tillson House Places: 40
Bradgate Drive, Coalville LE67 4HF
Tel: 01530 832793 **Advert page 82** **OP D PD LDA MH SI YA**

Whiteacres Residential Care Home Places: 18
40 Whitehill Road, Coalville, Ellistown LE67 1EL
Tel: 01530 260415 **OP D PD LDA MH SI YA**

See the checklist on page 61 for useful questions to ask when looking at care homes.

Service **OP** Older people (65+) **D** Dementia **PD** Physical disability **LDA** Learning disability, autism
User Bands **MH** Mental health **SI** Sensory impairment **YA** Younger adults **AD** People who misuse alcohol or drugs

North West Leicestershire care homes with nursing continued

Ashby Court Care Home Places: 60
 Tamworth Road, Ashby-de-la-Zouch LE65 2PQ
 Tel: 01530 560105 **OP D**
 Web: www.bupa.co.uk

Castle Donington Nursing Home Places: 50
 Delvin Lane, Castle Donington DE74 2LJ
 Tel: 01332 853588 **OP D PD MH SI YA**
 Web: www.rushcliffecare.co.uk

Coalville Nursing Home Places: 20
 Albert Road, Coalville LE67 3AA
 Tel: 01530 817442 **OP D PD SI YA**
 Web: www.rushcliffecare.co.uk

Meadows Care Home, The Places: 34
 94 Loughborough Road,
 Thringstone, Coalville LE67 8LR
 Tel: 01530 223800 **OP PD**
 Web: www.priorygroup.com

Parkmanor Care Home Places: 40
 Albert Road, Coalville LE67 3AA
 Tel: 01530 817443 **OP D PD MH SI**
 Web: www.rushcliffecare.co.uk

See page 58 for more information about care homes with nursing.

Oadby and Wigston care homes

Advertisers are highlighted

Aigburth Places: 56
 21 Manor Road, Oadby, Leicester LE2 2LL
 Tel: 0116 271 5086 **OP D**
 Web: www.mha.org.uk

Amberwood Care Home Ltd Places: 44
 218 Aylestone Lane, Wigston LE18 1BD
 Tel: 0116 281 3474 **OP PD**
 Web: www.amberwood-care-home.co.uk

Apple House Places: 9
 16-22 Bushloe End, Wigston LE18 2BA
 Tel: 0116 288 8028 **OP D LDA YA**

Brockshill Woodlands Places: 30
 Briar Walk, off St Margarets Anne Way, Oadby LE2 5UF
 Tel: 0116 271 6014 **OP D PD YA**
 Web: https://prime-life.co.uk **Advert pages 62 & 63**

Carlton Drive Short Breaks Service Places: 7
 Carlton Drive, Wigston LE18 1DE
 Tel: 0116 305 6753 **PD LDA SI YA**
 Web: www.leics.gov.uk

Conifer Lodge Residential Home Places: 20
 33 Aylestone Lane, Wigston, Leicester LE18 1AB
 Tel: 0116 288 3170 **OP D PD MH SI**
 Web: www.coniferlodge.co.uk **Advert adjacent**

Curtis Weston House Places: 44
 Aylestone Lane, Wigston LE18 1AB **Advert page 82**
 Tel: 0116 288 7799 **OP D PD LDA MH SI YA**

Devonshire Court Places: 69
 Howdon Road, Oadby, Leicester LE2 5WQ
 Tel: 0116 271 4171 **OP D PD YA**
 Web: www.rmbi.org.uk

Heathcotes (Magna) Places: 6
 29 Bushloe End, Wigston LE18 2BA
 Tel: 0116 288 5241 **PD LDA MH SI YA**

Heathcotes (Oadby) Places: 8
 103 Foxhunter Drive, Oadby,
 Leicester LE2 5FE
 Tel: 0116 271 3955 **LDA MH**

Heathcotes (Wigston) Places: 8
 The Vicarage, Bushloe End, Wigston LE18 2BA
 Tel: 07548 837761 **LDA YA**
 Web: www.heathcotes.net

Holmes Court Care Home Places: 29
 Kenilworth Road, Wigston LE18 4UF
 Tel: 0116 278 2214 **OP D PD MH YA**
 Web: www.primelife.co.uk **Advert pages 62 & 63**

Holmes House Care Home Places: 49
 Kenilworth Road, South Wigston,
 Leicester LE18 4UF
 Tel: 0116 278 2214 **OP D PD MH YA**
 Web: www.primelife.co.uk **Advert pages 62 & 63**

Family-run residential homes for the elderly, providing quality care for clients who are over 65 years of age. Both homes are able to provide care on the basis of as long as the resident wishes to reside at the home.

Oadby and Wigston care homes continued

See page 93 for the **Service User Bands** key

Lawns Residential Care Home, The Places: 41
1a Knighton Rise, Oadby, Leicester LE2 2RF
Tel: 0116 214 9255
Web: www.springcare.org.uk
OP PD

Linford House Places: 2
4 Linford Close, Wigston LE18 3PZ
Tel: 0116 201 4462
Web: https://serenityinmind.co.uk
LDA YA

Sycamore Cottage Residential Home Places: 14
14 Harbrough Road, Oadby, Leicester LE2 4LA
Tel: 0116 271 1720
Web: www.allagcare.co.uk
OP D YA

Wigston Lodge Places: 20
Long Street,
Wigston LE18 2BP
Tel: 07771 979997
Web: www.wigstonlodge.com
OP D PD SI YA

Willows Court Places: 29
107 Leicester Road, Wigston,
Leicester LE18 1NS
Tel: 0116 288 0223
OP D PD MH YA

See the checklist on page 61 for useful questions to ask when looking at care homes.

Oadby and Wigston care homes with nursing

Cedar Court Residential and Nursing Home Places: 52
22-27 Long Street, Wigston, Leicester LE18 2BP
Tel: 0116 257 1330
Web: www.hc-one.co.uk
OP D PD YA

Magna Nursing Home Places: 36
27-29 Long Street, Wigston LE18 2BP
Tel: 0116 288 3320
Web: www.hc-one.co.uk
OP D PD MH YA

Nightingales Nursing Home Places: 38
35 Aylestone Lane, Wigston,
Leicester LE18 1AB
Tel: 0116 288 3443
OP PD SI

See page 65 for more information on paying for care homes in Leicester, Leicestershire and Rutland. See page 58 for more information about care homes with nursing.

Rutland care homes

Advertisers are highlighted

Aberdeen House Places: 18
20 Stockerston Road, Uppingham, Oakham LE15 9UD
Tel: 01572 823308
OP

Aspen Manor Care Home Places: 80
Barleythorpe Road, Oakham LE15 6GL
Tel: 01572 494770
Web: www.alsiacaring.co.uk
OP D PD SI YA

Chater Lodge Places: 45
High Street, Ketton, Stamford, Rutland PE9 3TJ
Tel: 01780 778 194
Web: www.barchester.com
OP D PD YA
Advert below

Crown House Care Home Places: 21
Crown Walk, High Street, Oakham LE15 6BZ
Tel: 07854 036262
OP



CHATER LODGE
BARCHESTER HEALTHCARE
High Street, Ketton,
Stamford, PE9 3TJ
barchester.com/Leics

Everyone deserves uncompromising care.

That's why at Chater Lodge you'll find our people are well-trained in a variety of skills. They're dedicated people who want to celebrate life and improve well-being. And it's why support is given with kindness, respect and dignity.

Call 01780 778 194 to find out how we can help.

Residential care • Dementia care • Respite breaks



Rutland care homes continued

Lodge, The

Main Street, Market Overton,
Oakham LE15 7PL
Tel: 01572 767234
Web: www.lodgetrust.org.uk

Places: 30

OP LDA YA

Manton Hall

Lyndon Road, Manton, Oakham LE15 8SR
Tel: 01572 737212

Places: 34

OP D PD MH

Rutland House Community Trust

Willowbrook, Willow Crescent,
Oakham LE15 6EH
Tel: 01572 771039
Web: www.rutlandhousecommunitytrust.co.uk

Places: 10

OP PD LDA

Wisteria House Residential Home – Rutland

9 Ayston Road, Uppingham,
Oakham LE15 9RL
Tel: 01572 822313

Places: 16

OP



Rutland care homes with nursing

Advertisers are highlighted

Oakham Grange

Wheatfield Way, Barleythorpe,
Oakham LE15 7UD
Tel: 01572 332211
Web: <https://ardale.co.uk>

Places: 60

OP D YA

Tixover House

Tixover Grange, Tixover, Stamford, Rutland PE9 3QN
Tel: 01780 778 195
Web: www.barchester.com

Places: 48

OP D PD YA

Advert below

Rutland Care Village

Huntsmans Drive, Barleythorpe Road,
Oakham LE15 6RP
Tel: 01572 722350
Web: <https://prime-life.co.uk>

Places: 82

Advert pages 62 & 63

OP D PD



**TIXOVER
HOUSE**
BARCHESTER HEALTHCARE
Tixover Grange, Tixover,
Rutland, PE9 3QN
barchester.com/Leics

Everyone deserves uncompromising care.

That's why at Tixover House you'll find our people are well-trained in a variety of skills. They're dedicated people who want to celebrate life and improve well-being. And it's why support is given with kindness, respect and dignity.

Call 01780 778 195 to find out how we can help.

Residential • Nursing • Dementia • Respite



Service **OP** Older people (65+) **D** Dementia **PD** Physical disability **LDA** Learning disability, autism
User Bands **MH** Mental health **SI** Sensory impairment **YA** Younger adults **AD** People who misuse alcohol or drugs

Making it Real with Leicester City Council

Making it Real

This initiative aims to improve the way everyday social care services are designed and delivered, bringing together people drawing on social care and people working within it.

‘Co-production’ means working together, making the most of everyone’s strengths, skills and knowledge that can benefit us jointly. It works by building trusting and equal partnerships, creating support that works for people who need it.

How will it work?

Leicester City Council’s Making It Real group is made up of people who draw on social care services or who care for someone – all working together as equals. Group members do not need any professional qualifications – just their experience. Group members check, advise, support and challenge adult social care on its co-production work, so it becomes an everyday reality.

How can I get involved?

Get in touch if you are passionate about making things better and you:

- live in Leicester (or care for someone who does);

- want to contribute to the development of adult social care support in Leicester;
- are committed to the principles of co-production, Making it Real and the belief that everyone is equal;
- are willing to contribute to meetings, training, workshops and focus groups, including committing some time between meetings;
- actively use your knowledge and personal experience of using adult social care services, or caring for someone who does;
- are confident to challenge and question in a helpful and respectful way;
- understand the need to balance openness and confidentiality; and
- treat people the way you choose to be treated, respecting people’s differences.

For more information, email

makingitreal@leicester.gov.uk, call **0116 454 0270**

or visit **www.leicester.gov.uk** and search ‘Making it real’.

Shaping adult social care in Leicestershire

Adults and Communities Engagement Panel

The Adults and Communities Engagement Panel plays a key role in Leicestershire County Council’s engagement process with people living in the area. The panel is composed of volunteers, each with a wealth of social care experience. It provides advice on engagement plans and activities, approving final plans for delivery, reviewing and making recommendations on draft proposals around service design, policy and strategy development and supports the council to increase the extent to which it co-produces services.

The panel meets monthly, offering people the chance to share their thoughts and opinions and

have a say in the way services are designed. It also offers a chance to develop their skills and network.

For more information, email

a&c-strategy@leics.gov.uk, call **0116 305 4886**

or visit **www.leicestershirecommunities.org.uk** and select ‘Get Involved’, followed by ‘Co-Production (Adult Social Care)’.



Useful local contacts

Adult Social Care and Health Leicestershire County Council

Tel: **0116 305 0004** (Monday to Thursday, 8.30am to 5.00pm; and Friday, 8.30am to 4.30pm) or **0116 305 0888** (out-of-hours).

Web: www.leicestershire.gov.uk/adult-social-care-and-health

Adult Social Care Leicester City Council

Tel: **0116 454 1004** (Monday to Thursday, 8.30am to 5.00pm; and Friday, 8.30am to 4.30pm) or **0116 454 1004** (out-of-hours).

Email: firstcontact@leicester.gov.uk

Web:

<https://www.leicester.gov.uk/adult-social-care>

Adult Social Care Rutland County Council

Tel: **01572 758341** (Monday to Thursday, 8.30am to 5.00pm; and Friday, 8.30am to 4.30pm) or **0116 454 1004** (out-of-hours).

Email: adulthood@rutland.gov.uk

Web: www.rutland.gov.uk/adult-social-care or <https://socialcare.rutland.gov.uk/web/portal/pages/home>

Age UK Leicester Shire & Rutland



Use the following contact details for a complete list of services currently offered by Age UK

Leicester Shire & Rutland. • Tel: **0116 299 2233**

Email: enquiries@ageukleics.org.uk

Web: www.ageuk.org.uk/leics

Advocacy

Independent Care Act Advocacy to support and empower individuals living in Leicester, Leicestershire and Rutland, who have substantial difficulty in being involved in local authority care and support processes and have no appropriate person to support them.

Tel: **0300 456 2370** • Email: pohwer@pohwer.net

Leicester Carers' Support Service

Support and information to all carers over the age of 18 in Leicester, either at the Carers' Hub based at the Bradbury Centre or at other locations throughout the city. • Tel: **0116 222 0538**

Email: carers@ageukleics.org.uk

Day clubs

Support people with a wide range of needs including physical disability, reduced mobility, mental health and learning disabilities. Accessible transport provided (subject to availability). Free taster days available.

Tel: **0116 222 0558**

Email: daycare@ageukleics.org.uk

Dementia support

Provides a range of one-to-one and group support for people living with dementia and informal/family carers. See page 26 for more information.

Tel: **0116 223 7363** (Leicester and Leicestershire).

Mob: **07738 820910** (Rutland).

Email: dementia.support@ageukleics.org.uk

(Leicester and Leicestershire) or

yvonne.rawlings@ageukleics.org.uk (Rutland).

Domiciliary care

CQC registered. Provides personal care, domestic support and Personal Assistants.

Tel: **0116 299 2266**

Email: homecare@ageukleics.org.uk

Footcare

Professional toenail and fingernail cutting service at venues across Leicester, Leicestershire and Rutland. Home appointments now available.

Tel: **0116 299 2266**

Handyperson and gardening

DBS-checked staff provide a professional service. Available to owners, occupiers and tenants (where repairs are not the responsibility of the landlord).

Tel: **0116 299 2266**

Email: handyman@ageukleics.org.uk

Information and advice

Provides free, independent and confidential information and advice for people over the age of 50. Includes welfare benefits, housing and property, money matters, health and care and local services. Access this service by contacting the information and advice helpline, Monday to Friday, 9.00am to 1.00pm. You can also get in touch via email.

Tel: **0116 299 2278**

Email: info@ageukleics.org.uk



→ Citizens Advice LeicesterShire

A registered charity offering free, confidential and independent advice on a wide range of topics including claiming benefits, completing forms, paying for care and debt advice. Since March 2020, all Citizens Advice services have been delivered over the phone, via email or online. Use the contact details provided or visit the website of your local branch to complete an online contact form.

Tel: **0808 278 7970** (Leicester City, Monday to Friday, 9.00am to 4.30pm).

Tel: **0808 278 7854** (Leicestershire, Monday to Friday, 9.00am to 4.30pm).

Web: **www.citizensadviceleicestershire.org**

Blaby

Web: **www.citizensadviceleicestershire.org/get-advice/blaby**

Hinckley and Bosworth

Web: **www.citizensadviceleicestershire.org/get-advice/hinckley-bosworth**

Loughborough, Shepshed and Syston

Tel: **01509 649605** (local enquiry line – open Monday, Tuesday and Thursday, 9.30am to 3.00pm).

Tel: **0800 144 8848** (general advice line – open Monday to Friday, 9.00am to 5.00pm).

Textphone: **18001 0800 144 8884**

Web: **www.charnwoodcab.org.uk**

Market Harborough

Web: **www.citizensadviceleicestershire.org/get-advice/harborough**

Melton Mowbray (online and phone only)

Web: **www.citizensadviceleicestershire.org/get-advice/melton**

Citizens Advice – Rutland

A registered charity offering free, confidential and independent legal advice on a wide range of topics including welfare benefits, debt and housing. The service offers specialist advice for people and their carers living with long-term health conditions which includes disability and carer benefits, employment and paying for care.

Tel: **01572 723494** (call to arrange an appointment, Monday, Tuesday, Thursday and Friday, 9.00am to 5.00pm; Wednesday, 9.00am to 1.00pm).

Web: **www.citizensadvicrutland.org.uk** (online contact form provided).

First Contact Plus

An online tool designed to make it easier for adults in Leicestershire to access local services. You can search for information and resources about housing, health, living independently and more. Complete the online referral form and you will be contacted within a few days. • Email: **firstcontact@leics.gov.uk**
Web: **<https://firstcontactplus.org.uk>**

Healthwatch

Helps you get the best out of your local health and social care services. Healthwatch is an opportunity for the public to influence how social care services are developed locally. If you have something to share about your experience of health or social care services in Leicester, Leicestershire or Rutland, get in touch.

Leicester and Leicestershire

Tel: **0116 257 4999**

Email: **enquiries@healthwatchll.com**

Web: **www.healthwatchll.com**

Rutland • Tel: 07399 584572

Email: **info@healthwatchrutland.co.uk**

Web: **www.healthwatchrutland.co.uk**

Leicester Community Advice and Law Centre

A not-for-profit organisation providing free information and advice on debt, housing and welfare benefits in Leicester and Leicestershire.

Tel: **0116 242 1120**

Email: **enquiries@leicesterlawcentre.org.uk**

Web: **www.leicesterlawcentre.org.uk**

Leicestershire Partnership NHS Trust – Patient Advice and Liaison Service (PALS)

Patient Advice and Liaison Services are one-stop shops for patients and their families seeking advice and support on all aspects of healthcare.

Tel: **0116 295 0830** • Email: **lpt.pals@nhs.net**

Web: **www.leicspart.nhs.uk/contact/patient-advice-and-liaison-service-pals**

Local Area Co-ordinators (LACs)

LACs aim to improve the health and wellbeing of individuals and communities. This helps to reduce demand on public services (mainly health and social care), preventing people from reaching crisis, and requiring costly care and support services.

Tel: **07526 928565** • Email: **kerry.smith2@leics.gov.uk**

Web: **www.leicestershirecommunities.org.uk/csi/local-area-coordination**

Local district and borough councils in Leicestershire

If you live in Leicestershire but outside of the city, your local council will be one of the following:

Blaby District Council

Tel: **0116 275 0555**

Web: **www.blaby.gov.uk**

Charnwood Borough Council

Tel: **01509 634666**

Web: **www.charnwood.gov.uk**

Harborough District Council

Tel: **01858 828282**

Web: **www.harborough.gov.uk**

Hinckley and Bosworth Borough Council

Tel: **01455 238141**

Web: **www.hinckley-bosworth.gov.uk**

Melton Borough Council

Tel: **01664 502502**

Web: **www.melton.gov.uk**

North West Leicestershire District Council

Tel: **01530 454545**

Web: **www.nwleics.gov.uk**

Oadby and Wigston Borough Council

Tel: **0116 288 8961**

Web: **www.oadby-wigston.gov.uk**

Local Energy Advice Programme (LEAP)

LEAP is a free service that is helping people keep warm and reduce their energy bills. LEAP offers a free of charge in-home advice visit and is designed to target households that either are already in or are at risk of falling into fuel poverty. LEAP's Home Energy Advisors can install free, simple energy saving measures in your home, check if you're on the best energy tariff and arrange a free money advice consultation.

Tel: **0800 060 7567**

Email: **support@applyforleap.org.uk**

Web: **https://applyforleap.org.uk**

Medequip – returning equipment

If your equipment is on loan to you, it must not be sold or disposed of. When you no longer require it, please contact Medequip to request free collection. Alternatively, you may return it to your local drop-off point – visit the following website.

If you purchased your equipment and are looking to dispose of it, visit the Equipment Recycling page via the following website.

Web:

www.medequip-uk.com/returning-equipment

Monday Club, The

A specialist group for people aged 18 to 65 who have Autism Spectrum Disorder. The club is available to self-refer to and members meet on Monday evenings from 7.00pm to 9.00pm.

Leicestershire Centre for Integrated Living,
West End Neighbourhood Centre,

Andrewes Street,

Leicester LE3 5PA

Tel: **07873 311610**

Email: **themondayclub@hotmail.co.uk**

Web: **www.mondayclubleicester.co.uk**

POhWER

Provide independent mental capacity advocacy, independent mental health advocacy and NHS complaints advocacy services in Leicester, Leicestershire and Rutland.

Tel: **0300 456 2370**

Textphone: **18001 0300 456 2370**

Text: **81025** (send the word 'Pohwer' with your name and number).

Email: **pohwer@pohwer.net**

Web: **www.pohwer.net/leicestershire**

RISE Social Prescribing (Rutland)

The RISE Social Prescribing service focuses on what matters to you, helping you to find practical and positive ways to improve your health and wellbeing and get back to living your best life. Ask at your Rutland GP practice, scan the following QR code or use the following contact details.

Email: **RISE@rutland.gov.uk**

Web: **www.rutland.gov.uk/adult-social-care/support-community/rise**



Royal Voluntary Service (RVS)

RVS volunteers can help you to get back on your feet and feel confident to remain independent, should you need more support than usual after returning home from a hospital stay in Leicester, Leicestershire and Rutland.

Tel: **0116 266 7706**

Web: **www.royalvoluntaryservice.org.uk/our-services/support-in-hospitals**



→ **Rutland Community Wellbeing Service**

Based at the Citizens Advice office in Oakham, this is a free, impartial and confidential information, advice and assistance service for Rutland residents who need support to improve their health and wellbeing. Services include money management, healthy lifestyles, housing advice, sensory impairment advice and support to reduce social isolation.
Tel: **01572 725805**

Voluntary Action Leicestershire

A charity working to better the lives of local residents through helping them into work, training and volunteering opportunities.
Tel: **0116 257 5050**
Web: <https://valonline.org.uk>

If you've not managed to find exactly what you're looking for, visit your local council's online information and services directory.

Leicester City Council

Web: www.leicester.gov.uk/health-and-social-care/adult-social-care

Leicestershire County Council

Web: www.leicestershire.gov.uk/popular-now/directories/information-and-support-directory

Rutland County Council

Web:
www.rutland.gov.uk/rutland-information-service

Useful national contacts

Age UK

Tel: **0800 678 1602**
Web: www.ageuk.org.uk

Al-Anon Family Groups

Worried about someone's drinking? Help and hope for families and friends of alcoholics.
Helpline: **0800 008 6811** (10.00am to 10.00pm).
Email: helpline@al-anonuk.org.uk
Web: <https://al-anonuk.org.uk>

Alzheimer's Society

Dementia Support Line: **0333 150 3456** (Monday to Wednesday, 9.00am to 8.00pm; Thursday and Friday, 9.00am to 5.00pm; and Saturday and Sunday, 10.00am to 4.00pm).
Web: www.alzheimers.org.uk

Association of Charitable Organisations

A national umbrella body for charitable organisations.
Tel: **0207 255 4480** • Email: info@aco.uk.net
Web: www.aco.uk.net

Association of Independent Care Advisers (AICA)

AICA represents organisations based in the UK dedicated to helping people identify the most appropriate type of care service and care provider for their individual needs.
Tel: **01483 203066**
Web: www.aica.org.uk

British Institute of Learning Disabilities (BILD)

Committed to improving the quality of life for people with a learning disability.
Tel: **0121 415 6960**
Email: enquiries@bild.org.uk
Web: www.bild.org.uk

Care Choices

Searchable website providing comprehensive details of care providers as well as essential information on finding appropriate care and support.
Web: www.carechoices.co.uk

Care Quality Commission

Independent regulator of care services in England.
Tel: **0300 061 6161**
Web: www.cqc.org.uk

Care Rights UK

The charity focused on defending the rights of people in care.
Tel: **0207 359 8136**
Web: www.carerightsuk.org

Carers Trust

Works to improve support, services and recognition for anyone living with the challenges of caring, unpaid, for a family member or friend who is ill, frail, disabled or has mental health or addiction issues.
Tel: **0300 772 9600** • Email: info@carers.org
Web: <https://carers.org>

Carers UK

The voice of carers.

Tel: **0808 808 7777** (Monday to Friday, 9.00am to 6.00pm).

Email: advice@carersuk.org

Web: www.carersuk.org

Citizens Advice

Practical, reliable, up-to-date information on a wide range of topics. • Tel: **0800 144 8848**

Textphone: **18001 0800 144 8884**

Web: www.citizensadvice.org.uk

Dementia Adventure

Provides supported holidays for people with dementia as an alternative to traditional respite where partners, family, friends or carers can enjoy an outdoor break together. Holidays are usually five days long, can be bespoke, are subsidised and are available to anyone across the UK.

Tel: **01245 237548**

Email: info@dementiaadventure.org

Web: <https://dementiaadventure.org>

Elderly Accommodation Counsel

Help older people make informed choices about meeting their housing and care needs.

Web: <https://housingcare.org>

Free Wills Month

A national scheme organised every year allowing people aged 55 and over to have their simple wills written or updated free of charge. The service is offered by a group of charities using participating solicitors in selected locations across England, Wales and Northern Ireland.

Web: <https://freewillsmoonth.org.uk>

Friends of the Elderly

A charity which supports older people who have a range of practical needs.

Tel: **0207 730 8263** • Email: enquiries@fote.org.uk

Web: <https://fote.org.uk>

Herbert Protocol

A national scheme introduced by the police in partnership with other agencies which encourages carers to compile useful information which could be used in the event of a vulnerable person going missing.

Web:

www.leics.police.uk/notices/af/herbert-protocol

Homecare Association

Professional association of home care providers from the independent, voluntary, not-for-profit and statutory sectors.

Tel: **0208 661 8188** (Option four).

Email: helpline@homecareassociation.org.uk

Web: www.homecareassociation.org.uk

Hourglass

Works to protect, and prevent the abuse of, vulnerable older adults.

Helpline: **0808 808 8141**

Text: **07860 052906**

Web: www.wearehourglass.org

Independent Age

Produces a wide range of guides and factsheets for older people, their families and carers, covering topics such as staying independent and planning for the future.

Tel: **0800 319 6789** (Monday to Friday, 8.30am to 5.30pm).

Email: helpline@independentage.org

Web: www.independentage.org

Message in a Bottle

Organised by Lions Clubs British Isles, the Message in a Bottle Scheme allows for an individual's personal and medical information to be easily accessible to emergency services in the case of an accident.

Tel: **0121 441 4544**

Email: enquiries@lionsclubs.co

Web: <https://lionsmessageinabottle.co.uk>

My Family, Our Needs

The lifestyle site for families, carers and practitioners supporting children and young adults with additional needs.

Web: www.myfamilyourneeds.co.uk

National Activity Providers Association (NAPA)

Promotes the importance of activities for older persons.

Tel: **07721 597447**

Email: enquiries@napa-activities.co.uk

Web: <https://napa-activities.co.uk>

National Association of Funeral Directors

Represents funeral homes and has a searchable database of funeral firms.

Web: www.nafd.org.uk

→ National Care Association

The voice of the independent care sector.

Tel: **01634 716615**

Email: info@nationalcareassociation.org.uk

Web: <https://nationalcareassociation.org.uk>

National Society of Allied and Independent Funeral Directors

Represents privately owned, independent funeral homes. Has a searchable database of members.

Web: <https://saif.org.uk>

NHS 111

Free helpline for urgent medical concerns. You should call NHS **111** if you:

- need medical help fast, but it is not a 999 emergency;
- do not know who to call for medical help or you do not have a GP to call; or
- require health information or reassurance about what to do next.

For less urgent health needs, you should still contact your GP in the usual way.

Tel: **111**

Typetalk: **18001 111**

Web: <https://111.nhs.uk>

NHS Find Services

An online tool allowing you to search the NHS website and its service directories for local care opportunities. You can specify your search by service name, type and your condition, or you can browse services from A-Z.

Web: www.nhs.uk/nhs-services/services-near-you

Pension Wise – Money Helper

Free and impartial Government guidance for the over 50s about your defined contribution pension options. Call the following number to book a free appointment.

Tel: **0800 011 3797**

Web: www.moneyhelper.org.uk/en/pensions-and-retirement

Playlist for Life

A music and dementia charity based in Glasgow and covering the whole of the United Kingdom. Its aim is to ensure everyone living with dementia has access to a personalised playlist and for

everyone who meets them to be aware of it. The charity offers free advice and resources to anyone affected by dementia who could benefit from the power of music.

Tel: **0141 404 0683**

Email: info@playlistforlife.org.uk

Web: www.playlistforlife.org.uk

SANE

Advice on mental health issues.

Tel: **0300 304 7000** (4.00pm to 10.00pm, 365 days a year).

Email: support@sane.org.uk

Web: www.sane.org.uk

Silver Line, The

A dedicated 24-hour helpline for older people across the UK to combat loneliness in the over 55s by providing friendship, information and advice.

Tel: **0800 470 8090**

Web: www.thesilverline.org.uk

SSAFA

The UK's oldest national tri-service military charity, supporting the wellbeing of armed forces personnel, veterans and their families and ensuring their dignity and independence is upheld.

Tel: **0800 260 6780**

Web: www.ssafa.org.uk

Support for Veterans directory

An online directory listing organisations that provide support to veterans of the UK armed forces and their families.

Tel: **0808 802 1212**

Web: www.gov.uk/support-for-veterans

Which?

Free, independent and practical guidance about making care choices across the UK. Search for specific advice, browse featured content or find the cost of care in your area and your eligibility for financial support.

Web: www.which.co.uk

Xyla Services

Bringing together the NHS, social care, providers and families to arrange care for people in their homes or in the community across the UK.

Web: <https://xylaservices.com>

Home care providers

1 of A Kind Care	31	Apollo Care & Support	33	Caring Company	
12 The Crescent	31	Arch Futures	33	Leicestershire, The	37
24-7 Arms Care	31	Arko Care Ltd	33	Caring Company	
24/7 Helping Hands Service Ltd	31	Aspire UK	33	Rutland Ltd, The	37
2M Health And Homecare Services Ltd Ross Walk Leicester	31	At Heart Care Ltd	33	Caring Hands (Domiciliary Care) Ltd	37
3 Star Health Care Ltd – Leicester	31	Austin Resources Care Services Ltd	33	Caring Hands Leicester Ltd	37
360 CAHMS Midlands	31	B-Hope and Care Services Ltd	33	CC & C Health Care Ltd	37
360 Community Care Midlands	31	Barclay Services	35	Cedars Health Solutions Ltd	37
360 Complex Care Midlands	31	Bateleur HC Ltd	35	Charnwood Supported Living Service	37
365Medicare	31	Beryl Evelyn Homecare Ltd	35	Chen Hope Care	37
39 Carnation Road	31	Bestway Management Ltd	35	Chereb Care Services Ltd	37
4yourcare Ltd	31	Bi Flexi Support Ltd	35	Choices Care Ltd	37
A-E		Billie Care Ltd	35	Christine Marie Care Leicestershire and Rutland	39
A Kind Homecare Hinckley & Bosworth	31	Bleep 360 Care Midlands	35	Clarity Homecare North Leicester	39
A&R Guardian Services Ltd	31	Blue Arch Homecare	35	Closer Care Services – Main Office	39
A&S Rescue Services Ltd	31	Bluebird Care (Leicester, Hinckley, Bosworth and Blaby)	35	Community Careline NWL Ltd	39
A2L Care Services	31	Bluebird Care (Market Harborough and Oadby)	35	Community Support Services	39
Abbey Support & Services Ltd	31	Bluebirdcare Ltd/Loughborough & Ashby-de-la-Zouch	35	Community Support Services Micare	39
ABISA Support	31	Bluewood Healthcare	35	Compassion 24/7 Health and Social Care Ltd	39
Absolute Care Agency (EM) Ltd – Quorn	31	Bluewood Recruitment Ltd – Loughborough	35	Compassion Care Service Ltd	39
Abundant Life Care Ltd	31	Bonney Care Agency	35	Compassionate Care For All	39
Accredo Support & Development Ltd	31	Bosworth Homecare Administrative Offices	35	Compassionate Professional Care	39
Action Deafness	33	Brand Care	35	Continuity Health Care Services PVT Ltd	39
Actus Healthcare	33	Bridge Gate Homecare Ltd	35	Corrah Healthcare Services Ltd	39
Adaptus Cares Ltd	33	Bright Almond Care Ltd	35	CPM Health Care Ltd	39
Adept Health and Social Care Ltd	33	Bright Intergrated Care Ltd	35	Creative Care (Leicester)	39
Advance Support – Leicester	33	Brockshill Woodlands	35	Creative Care Ltd	39
Affinity Trust – Domiciliary Care Agency – Central	33	Business Box	37	Creative Support – Leicester Service	39
Alliance SC Ltd	33	Business Box, Leicester (Paradise Hope Ltd)	37	Crewton Care	39
Allure Staffing Solutions	33	Care 4 U – 466 Melton Road	37	Crystal Care Service (Leicester)	39
Almag Healthcare Ltd	33	Care at Home (Midlands) Ltd	37	CT Care Ltd	39
Alpha-Imperial Private Ltd	33	Care Sante Northamptonshire	37	D & H Community Support Ltd	39
Always Take Care Ltd	33	Care With Pride Leicester Ltd	37	D”N”A Care Services	39
Amicare House	33	Carelink Healthcare Professionals Ltd	37	Dawn Healthcare Ltd Office	39
Ansel Jobs Ltd	33	Caremark – Charnwood	37	Daystar Care Services Ltd	39
Anstey Healthcare Ltd	33	Caremark Hinckley Bosworth & Blaby	37	Delight Services Ltd	39
Anytime Care 2020 (Leicester)	33	Carers Direct Homecare Ltd	37		
Apna Care Ltd (Registered Office)	33	Caring Companions Homecare Ltd	37		

Dependable Care for You Ltd	40	Freedom Support	41	Huntsman's Lodge DCA	43
DHC – Connaught House	40	Fulcrum Healthcare	41	iCall Care	43
DHC – Gretton Court	40	G&M Healthcare Services Ltd	42	Infinity Care	
DHC – Waterside Court	40	GA24Care (Leicester)	42	Services Ltd	43
Direct Care Works Ltd	40	GH Care Ltd	42	Inheritance Medical Ltd	43
Diversity Social Care Ltd	40	Gleberry Support Hinckley	42	Innovations24 Ltd	43
Divine Home Care Ltd	40	Glee Care Ltd	42	Inspire Lives Care Services Ltd	43
Domiciliary Care Services (UK) Ltd	40	Global Care Group Ltd	42	Inspired Care 4ALL Ltd	44
Dreisco Care Ltd	40	Global Caring Group Leicester	42	Integrated Crisis Response Service	44
Dynamic Care Services Ltd	40	Gold Crown Care Services Ltd	42	Integrated Horizon Care	44
E A Home Care Services Ltd	40	Goldfinch Care Agency Private Ltd	42	Interpid Care & Support Services	44
Eaglesvale Care	40	Grace Care UK	42	Ireera Healthcare Ltd	44
East Midlands Homecare Ltd	40	Halcyon Days Community Opportunities Ltd	42	Jacaranda Care Solutions	44
Edgehill Services	40	Harborough Home Care Ltd		JaMax Homecare	44
Elderflower Care Services – East Midlands	40	T/A Bridgewater Home Care	42	Jannat Homecare Services Ltd	44
Elderflower Care Services – West Midlands	40	Hartington Road Care Home	42	JCT Home Care Consulting Ltd	
Elevate Services	40	Health Link Care Services Ltd	42	T/A Visiting Angels West Leicestershire	44
Elliott Residential Care Home	40	Heartwell House Residential Care Home	42	Jewel Home Care	44
Elohim Care Services Ltd	40	Help at Home (Danbury Gardens)	42	JS&D Care Providers	44
Embraced Care	40	Help at Home Leicester	42	K-O	
Emma Way Associates	40	Helpful Home Care Ltd	42	Karing Hands Care	44
Empire Care Solutions Ltd	40	Helping Hands Homecare Services	42	Kasur House	44
Enable Inclusive Support Ltd	40	Helping Hands Leicester	42	KCS Care Ltd	44
Enabling Others Ltd	41	Helping Hands Lutterworth	42	Keepivin Care Ltd	44
Enlightened Care Generation Ltd	41	Helping Hands Wigston	42	Keybridge Healthcare Ltd	44
Enliven Social Care Ltd	41	Henola Care Ltd	43	Kingfisher Care (Midlands) Ltd	44
Esthod Ltd	41	Heritage Healthcare Leicester	43	Kirby Care Ltd	44
Eunha Healthcare Ltd	41	Heroic Care Ltd	43	Knighton Manor Ltd	44
Evershining Care Services Ltd	41	HF Trust – Leicestershire DCA	43	Kris Carers Ltd	44
Everyday Living Care Leicestershire	41	Hibiscus Care Ltd	43	Lansdowne House – Leicester	44
Evolving Care Ltd	41	Hilltop Works	43	Learning Support Centre, The	44
F-J		HK Care Consulting Ltd	43	Life4ever H.C.S Ltd	44
Falcon Care Agency Ltd	41	Hodman Care Ltd	43	Lifeways Community Care Ltd (Leicester)	44
FDS Divine Care Ltd	41	Holmwood Gardens Domiciliary Care Services	43	Lilyrose Healthcare	45
Feldon Ltd	41	Home Instead Hinckley, Burbage and Nuneaton	43	Lotus Home Care Leicester	45
First 2 Care Service Ltd	41	Home Instead Rugby	43	Lowveld Care Ltd	45
First Choice Care Agency Ltd	41	Home Instead Senior Care	43	Luluz Healthcare Ltd	45
Flawless Care PVT Ltd	41	Home Straight Partnership Ltd	43	Lustro Health	45
Fosse Healthcare – Leicester	41	Homecare Assessment and Reablement Team (HART) Leicestershire	43	Macdave Services Ltd	45
Fosse Healthcare – Oak Court	41	Homepeace Ltd	43	MacIntyre Leicester LifeLong Learning	45
Fosse Healthcare – St Mary's House	41	Hunters Lodge	43	Maximus Healthcare	45
Fouta Quality Care Ltd	41			Medacs Healthcare – Leicester	45
Fowler Close, 49	41			MELM Care Solutions	45
Frapidi Care Services Ltd	41			Melton Care Services Ltd	45
				Melton Mencap	45

Melton Supported Living Service	45	PrimeLife Care Ltd	47	Shalom Care Solutions Ltd	49
Mercie Grace Care	45	Primity Healthcare Ltd	47	Shalom Home Care Ltd	49
Merrydays Care Services Ltd	45	Private Home Care UK Ltd (Leicester)	47	Shepshed Carers Ltd	49
Mi Life Care Services Ltd	45	Pro-Help Ltd	47	SM Lifecare Ltd	49
Midland Care Group Ltd	45	Profad Care Agency Leicester Branch	47	Snowdrop Home Care Rutland Ltd	49
Midlands Care Direct	45	Promedica24 Homecare (Blaby and Lutterworth)	47	Sova Healthcare – Leicester	49
Mill Farm	45	Provision Care Ltd	47	Spectus Healthcare Ltd	49
Modus People – Leicestershire & Warwickshire	45	Prudence Supported Living	47	Spirit Home Care	49
Mosaic 1898 Ltd	45	PST Care Ltd	47	Springfield	49
MTM Care Services Ltd – Leicester	46	Pure Homecare	47	Step-By-Step Support Ltd	49
Murray Healthcare Services Ltd	46	Purple Heart Health Care	47	Storm Homecare Ltd	49
My HomeCare HFW Ltd	46	Quality Life UK Offices	47	Support & Connections Office	49
My Homecare Leicester	46	Raageh Care Ltd – 91 Crafton Street	47	Sure Cover Care Ltd	49
NDH Care (Leicester)	46	Radfield Home Care Leicester East, Groby & Oadby	47	SureCare Charnwood and Rushcliffe	49
New Hope Care Leicester	46	Radfield Home Care Loughborough, Charnwood & Melton Mowbray	47	SureCare Leicester	49
New Hope Care Rutland	46	Radfield Home Care Stamford, Peterborough & Rutland	47	Sycamore Court	49
New Hope Housing and Support	46	Rannoch Close, 70	48	Sylvian Care Leicester West	49
New Horizon Care	46	Reablement Provider Service	48	Synergy Leicester Care and Support Ltd	49
Next Care Ltd	46	Real PCS Warwickshire	48	Tailormade Healthcare	50
NISE Nursing Ltd – Leicester	46	Red Apple Care Ltd	48	Tendercaregb Ltd	50
No Place Like Home Midlands Ltd	46	Rehoboth Health and Home Care Ltd	48	There4U Agency	50
NSMALONE Care and Support Ltd	46	Reign Supreme Care Services Ltd – Leicester	48	TLR Healthcare	50
Oceans Healthcare Ltd	46	Reliance Community Care Ltd	48	TML Care Solutions Ltd	50
Onduty 24 Ltd	46	Revive Care Ltd	48	Tremendous Care Agency Ltd	50
Optimal Pvt Ltd	46	RHS24 Care Registered Office	48	Trinity Independent Care Ltd	50
P-T		Right at Home Loughborough	48	Tru Homecare	50
Passion Healthcare Ltd	46	Rising Care Services Ltd	48	Trust Us Direct	50
Pathfinders Community Support Ltd	46	River Care Agency	48	Trust We Care Ltd	50
Pathways of Hope Midlands	46	Rockingham Home Care	48	U-Z	
Personalized Care	46	Rosebuds Care Ltd	48	U&I	50
Petrichor Healthcare Provisions Ltd	46	Roseleigh Day Care	48	Ubertas Care Homes Ltd	50
Polus Care	46	RT-Care Solution Ltd – Main Office	48	UK Care Team Ltd	50
PR Accurate Care Ltd	46	Rutland House	48	UK Instant Services Ltd – Leicester	50
Practical Care Solutions Ltd	47	Safi Homecare	48	UK Top Care Ltd	50
Precious Community Care Ltd	47	Samsons Care Services, The	48	Universal Care Services Hinckley	50
Precious Hope and Home Care Ltd	47	Santo Healthcare Ltd	48	Vale Care Ltd	50
Premium Home Care Services Ltd	47	Select Care Services Ltd – 109 Coleman Road	48	Value Based Care	50
Prestige Nursing – Leicester	47	Sensitive Care Solutions	49	Victory Care Ltd	50
Prestige Social Care Services Ltd – Leicester	47	Serenity Inmind	49	Village Homecare	50
		Seven Steps Healthcare Ltd – Leicester	49	Vintage Social Care Ltd	50
				Voyage (DCA) Leicestershire	50
				Walfinch Leicester & Loughborough	50

Waterlees Supported Living Service		Whole Country Home Care Ltd	51	Xcel Homes Ltd	51
Way4Care Ltd	51	William T Healthcare Ltd	51	Your Choice Care Ltd – Office	51
Welland Place	51	Witlens Ltd	51	Your Life Care Ltd	51
Wellbeing Homecare Services Ltd	51	Woodleigh Healthcare (Leicester Branch)	51	YourLife (Glen Parva)	51
Westminster Homecare Ltd (Leicester)	51	Wyville Home Care Services (Leicester)	51	Yourlife (Market Harborough)	51
		Wyville Home Care Services Ltd	51	Yourlife (Oakham)	51
				Yourway Homecare 24/7 Ltd	51
				ZMP Healthcare Ltd	51

Care homes/care homes with nursing

A-E

A S Care	83	Barons Park Care	75	Croft House	76
Aaron Court	89	Beaumanor Nursing Home	78	Crown House Care Home	92
Aarons Specialist Unit	78	Bethel/Bethesda Residential Home	80	Curtis Weston House	91
Abberdale Ltd		Big House, The	76	Damascus House	76
T/A Abberdale House	83	Bosworth Court Care Home	83	Dane View Care Home with Nursing	89
Abbey House	83	Bow Lodge	84	Devonshire Court	91
Abbeyfield Loughborough	76	Bradley Hall	84	Diamond House	84
Aberdeen House	92	Broadoak Grange	89	Diwali Nivas	84
Acorn Close	76	Broadoak Lodge	89	Egerton Lodge	
Agnes House	83	Brockshill Woodlands	91	Residential Home	89
Aigburth	91	Brook House Care Home	79	Elliott Residential Care Home	84
Alexandra House – Leicester	74	Carlton Drive		Enderby Grange	75
Alston House	83	Short Breaks Service	91	Everdale Grange	89
Amberwood Care Home Ltd	91	Castle Donington		Evington Grange	84
Amwell, The	89	Nursing Home	91	Evington Home	
Apple House	91	Cedar Court Residential and Nursing Home	92	– Pilgrims' Friend Society	84
April Cottage		Cedar House Care Home	76	F-J	
Retirement Home	90	Cedar Mews	76	Famille House	75
Arbor House	83	Chantry, The	84	Fernleigh Care Home	90
Ark Care Lodge Ltd, The	84	Charnwood Lodge	76	Five Rivers Living	
Ash Tree	76	Charnwood Oaks		Residential Home	85
Ashby Court Care Home	91	Nursing Home	78	Fosse Court	85
Ashford House	76	Charnwood Park		Framland	89
Ashmore Grange Care Home	74	Residential Home	79	Freedom Care Ltd	90
Ashton Care Home, The	83	Chataway Care Home	74	Freedom Care Ltd	
Ashton Lodge		Chater Lodge	92	– 362 Park Road	76
Residential Home	84	Cherre Residential Care	84	Freedom Care Ltd	
Aspen Manor Care Home	92	Cherrytree Residential Home	74	– 68 Conway Drive	76
Asra House Residential		Chestnuts, The	90	George Hythe House	85
Care Home	84	Clarefield House	75	Geraint House Residential	
Ayeesha-Raj Care Home	76	Clarendon Beechlands	84	Care Home	85
Aylesham Court Care Home	75	Clarendon Mews Care Home	84	Gilburn	76
Aylestone Grange	84	Coalville Nursing Home	91	Glebe Cottage	76
Barclay House	89	Conifer Lodge		Glenfield Woodlands	
Barclay Street	84	Residential Home	91	Care Home	85
Barkby Road	76	Cooper House	84	Gokul-Vrandavan	85

Goodwood Orchard Care Home	85	Kingly Croft	80	Oakdale Care Ltd	89
Grange Residential Home, The	79	Kingly House	80	Oakham Grange	93
Granville Gardens Care Home	80	Kingsfield Court Care Home	80	Oakleigh Residential Home Ltd	90
Graysford Hall	85	Kirby Grange Residential Home	80	Oat Hill Mews	79
Greenacre Park	89	Kirby House	75	Old School House, The	90
Greenfield View Care Home	85	Lady Jane Court Care Home	85	Old Station Close	77
Gwendolen Road Care Home	85	Langdale House Ltd	75	Orchard Court	77
Hadrian House	76	Lansdowne Road (67-71)	86	Orchard House	80
Halifax Drive	85	Lawns Residential Care Home, The	92	Orchard Lodge	80
Hall, The	78	Lenthall House	79	Orchard Manor View	86
Hallaton Manor Ltd	79	Lester Court	76	Oval House	86
Hambleton House	85	Lester Hall Apartments	86	P-T	
Hamilton House	85	Linford House	92	ParkHouse Grange	80
Harley Grange Nursing Home	89	Lingdale Lodge	76	Parkmanor Care Home	91
Harley House Care Home Ltd	89	Lodge, The	93	Peaker Park Care Village	79
Hartington Road Care Home	85	Lodge Residential Home, The	79	Pear Tree Grove	77
Harvey House	80	London Road Specialist Nursing Home	89	Pendene House	86
Hayes Close	80	Longcliffe Care Home	77	Pine View Care Home	86
Hayes Park Nursing Home	89	Lonsdale Mews	78	Pinglenook Residential Home	77
Heartwell House Residential Care Home	85	Lutterworth Country House Care Home	79	Portland House	75
Heathcotes (Aylestone)	85	Lyndhurst Lodge Residential Home Ltd	90	Prime Life Ltd	
Heathcotes (Glenfield)	75	Magna Nursing Home	92	- 50 Stoneygate Road	86
Heathcotes (Kirby Muxloe)	75	Magnolia Care Home, The	86	Primrose Lodge	77
Heathcotes Lutterworth View	85	Manse, The	75	Quarry Hill Grange Residential Home	77
Heathcotes (Magna)	91	Manton Hall	93	Queens Lodge	86
Heathcotes (Oadby)	91	Maple House	80	Queens Park Care Home	86
Heathcotes (Wigston)	91	Mar Lodge	90	Quorn Orchards Care Home	77
Hérons Lodge	79	Marston Court	86	Roman Park	77
Highbury Residential Home	76	Marwood Residential Home	77	Rose Cottage Rest Home	77
Hinckley House Care Home	80	Matthews Neurorehab Unit	78	Rosedale Care Home Ltd	83
Hinckley Park Nursing Home	83	Meadow's Court	86	Rosewood Manor	79
Hollywell Court Residential Home	85	Meadows Care Home, The	91	Rowans Care Home, The	90
Holmes Court Care Home	91	Melton Short Breaks Service	90	Rushey Mead Manor Care and Nursing Home	86
Holmes House Care Home	91	Mere Lodge	86	Rutland Care Village	93
Honeysuckle Farm	80	Mews, The	86	Rutland House Community Trust	93
Hunter's Lodge	89	Milligan Road	86	Ryedale House	86
Hunters Lodge	79	Moat House	80	Saffron House	83
Huntingdon Court	76	Mountview Care Home	77	Scalford Court Care Home	90
Island Place	85	New Wycliffe Home, The	86	Scraptoft Court Care Home	89
Jasmine Court Nursing Home	78	Newton House	86	Silver Birches	86
Jubilee Villa	80	Nightingales Nursing Home	92	Silver Oaks Residential Care Home	90
K-O		Northfield House Residential Home	77	Skelton Court	87
Kibworth Court	79	Oak House	86	South Lodge Care Home	87
Kibworth Knoll	79			Spencefield Grange	87
King Street – Care Home Physical Disabilities	76				

Spinney Lodge	87	Tixover House	93	Wigston Lodge	92
St Georges	87	Toller Road	89	Willow House	75
Stadon Road – Care Home		Trees, The	83	Willowbrook	87
Physical Disabilities	78	V-W		Willows Court	92
Stonesby House	87	Venetia House	87	Willows, The	78
Stonesby House Ltd	87	Village Care Home, The	83	Willows Nursing and Residential	
Stonesby Lodge	87	Vishram Ghar	87	Home, The	80
Stoneygate Ashlands	87	Waring Close	75	Willows Residential Home	
Stoneygate Oaklands	87	Watermead Rose Care Home	90	(Hinckley), The	83
Sutton in the Elms	80	Welford Court	87	Wilton Manor	90
Sycamore Cottage		West View Care Home	75	Wisteria House Residential	
Residential Home	92	Western Park View		Home – Rutland	93
Synergy Leicester Care and		Nursing Home	89	Woodheyes	75
Support Ltd	75	Westroyd Care Home	78	Woodmarket House	79
Syston Lodge		Whetstone Grange	75	Woodrowe House	83
Residential Home	78	White Acres	78	Woodthorpe Lodge	78
Tavey House	75	Whiteacres Residential		Woodway House	75
Thurn Court	87	Care Home	90	Wymeswold Manor	78
Tillson House	90				

Other advertisers

Agincare	32	Leicester, Leicestershire		Mulroy House	62 & 63
Barchester	92 & 93	and Rutland Care Record	14	My Family, Our Needs	29 & 52
Care Choices Ltd	7, 12, 25, 28, 38,	Leicestershire City Council	12, 19	Precious Care Homes	77
	59, 71 & inside back cover	Leicestershire County Care	82	PrimeLife	62 & 63
Fiddlers Corner	62 & 63	Leicestershire County Council	73	Radfield Home Care	
Helping Hands	24	Local Care Group, The	22		Inside front cover
How to find a care home		Macc Care	88	Right at Home	38
	Outside back cover	Manage@Home	10	Specsavers	5
Inspired to Care	20	Medequip	10	Trinity Hospital	60
		Melody Court	62 & 63	Wyggestons	60



Care Choices Limited has taken every care to ensure that the information contained in this Directory is accurate at the time of print. The company cannot accept responsibility for any errors or omissions in the publication, including if an organisation varies from the information included in an advertisement, the editorial or the listings. Care Choices Limited does not endorse or support any particular organisation included in the Directory. ©2026 Care Choices Limited. Care Choices Limited reserves all rights in the titles Care Choices and HOMES Directories and their design.

Care Choices™ is a trademark of Care Choices Limited.

Ref. No: 4001/Leicestershire6/0326. Reproduction of any part of this publication in any form without the written permission of Care Choices Limited is prohibited.

Published by: Care Choices Limited, Valley Court, Lower Road, Croydon, Nr Royston, Hertfordshire SG8 0HF. Tel: 01223 207770.

Director of Policy and Communications: Jo Dovey.

Director of Sales: David Werthmann.

Lead Editor: Henry Thornton.

Content Editor: Aislinn Thompson.

Editors: Bethany Crow, Melissa Rumbold.

Sales Manager: Paul O'Callaghan.

Regional Sales Supervisor: Vanessa Ryder.

Senior Sales Executives: Tony Boyce, Paul Leahy, Chris McMahon, Hannah O'Neill, Paul Thorman.

Director of Creative Operations: Lisa Werthmann.

Studio Manager: Jamie Harvey.

Lead Designers: Ruth Keating, Rebecca Mendil.

Graphic Designers: Erin Lemon, Olive Nash.

Distribution: Gemma Seaber-Shinn.

Search for care in your area

With so many providers to choose from, where do you start?

You, a friend or family member may be looking to stay living independently at home, with support from a home care or live-in care provider, or perhaps a care home would be more suitable. The Care Choices website has been designed to help your search for care.



Find care providers quickly and easily



Search by location and care need



Information on care quality



Links to inspection reports




Additional information, photos and web links



Brochure requests

www.carechoices.co.uk



Looking for a care home or domiciliary care?

We offer a free service, to help you make the right choice

How to Find a Care Home has successfully helped hundreds of families and with over 10 years experience in the industry, we are here to make the process of finding a care home or domiciliary care much easier. We have a vast knowledge of the care sector and we offer a large portfolio of care homes and home care agencies to choose from. We will always match the care home/care agency to the needs of the client.

Our advisors appreciate the need for confidentiality, sensitivity and reassurance at all times, and are available at a time to suit you, including evenings and weekends.



The Service

At How to Find a Care Home, you will find that all our Advisors have a high level of experience and a great understanding of the problems you face when looking for care. The personalised support we provide will enable you to choose the right care whether it is for yourself, a family member or a friend.



Funding Advice

How to Find a Care Home works with self funding clients and clients that are funded by Social Services and the NHS. Our Advisors are able to give information about the implications of these types of funding and what benefits are applicable, so that an informed choice can be made.



Care Homes

How to Find a Care Home works extensively with hundreds of care homes and home care agencies in Leicester, all of Leicestershire, Loughborough and nationwide. Whether you are looking for Residential, Nursing or Dementia Care, we can help you.

Call or email today!

0800 193 0443

enquiries@howtofindacarehome.uk

Scan me to visit our site

